

9787

Aeon Delight

Shared Research Inc. has produced this report by request from the company discussed in the report. The aim is to provide an “owner’s manual” to investors. We at Shared Research Inc. make every effort to provide an accurate, objective, and neutral analysis. In order to highlight any biases, we clearly attribute our data and findings. We will always present opinions from company management as such. Our views are ours where stated. We do not try to convince or influence, only inform. We appreciate your suggestions and feedback. Write to us at sr_inquiries@sharedresearch.jp.



INDEX

Executive summary	3
Key financial indicators	5
Recent updates	6
Trends and outlook	7
Quarterly trends and results	7
FY02/24 company forecast	11
Medium- and long-term outlook	15
Business	20
Business description	20
Business overview	20
Strengths and weaknesses	26
Market and value chain	27
Financial Statements	30
Income statement	30
Balance sheet	31
Statement of cash flows	32
ROE and dividends	33
Other information	34
Historical financial statements	38
News and topics	69
Company profile	74

Executive summary

Aeon Delight Co., Ltd. is Japan's largest facilities management company, providing various solutions for customer facilities and their surrounding environments. The company provides services for integrated facilities management and ancillary work that is non-core for the customer. These services improve overall facility costs and streamline the customer's operations. Aeon Delight is more than 50% owned by Aeon Co., Ltd. (TSE Prime: 8267). Aeon is a large retailing group, comprising more than 300 Japanese and overseas companies and generating group sales of more than JPY9tn. In FY02/23, Aeon Delight derived 63.4% of its sales from transactions within the group.

Looking at performance by segment, in FY02/23 Facilities Management accounted for 21.3% of total sales and 24.5% of operating profit. The corresponding figures were 16.3% and 13.8% for Security Services, 22.5% and 29.6% for Cleaning Services, 17.1% and 17.2% for Construction Work, 13.7% and 8.4% for Materials and Supplies Sourcing Services, 3.1% and 4.6% for Vending Machine Services, and 5.9% and 1.9% for Support Services. Customers from outside the Aeon group are wide-ranging, including commercial facilities, office buildings and offices, hotels and accommodation facilities, medical and welfare facilities, education facilities, factories and workshops, warehouses and distribution centers, government offices, and events. There are many single-year contracts, but the cancellation rate is low. The company's businesses generate recurring revenue.

Aeon Delight has established account managers for its major customers, and manages customer information in a unified manner across businesses. Account managers gain a better understanding of their customers and their respective industries, which leads to improved customer satisfaction and expanded business by sending customers to other businesses. In addition, the company is able to collectively contract services that span multiple divisions (for example, Construction Work is contracted to provide services related to the Facilities Management business), and to provide the same services across Japan to customers who operate nationwide, contributing to an increase in its share of customer wallets.

In the facilities management industry, labor shortage has become an industry-wide issue. In this situation, the company has established customer service centers at all eight branches in Japan to create a system for remote support for customer facilities. At the same time, it has been promoting automation and labor-saving in on-site management operations by installing cameras and sensors at site facilities. The company has also been promoting the introduction of "area management" in which facility managers are shared in a certain area, taking into account customer needs and facility and regional characteristics. This has led to a decrease in the number of facility managers and an increase in unmanned facilities, which in turn has led to cost reduction and has helped to address the labor shortage.

Overseas, the company is active in China, Malaysia, Vietnam, and Indonesia, operating in the Facilities Management, Security Services, Cleaning Services, and Support Services segments. Around half of overseas customers are Aeon group companies. Overseas operations accounted for 9.8% of sales in FY02/23. The company uses a three-pronged growth strategy that addresses safety and security, manpower shortage, and the environment, and aims to expand its contracted facilities management services throughout the Asian region. In China, the strategy is to provide quality facilities management centered on North, East, Central, and South China to boost the Aeon Delight brand profile.

Trends and outlook

In FY02/23, the company reported sales of JPY303.8bn (+7.0% YoY; +6.8% YoY based on the previous accounting standard), operating profit of JPY15.8bn (+0.5% YoY), recurring profit of JPY16.0bn (+1.4% YoY), and net income attributable to owners of the parent of JPY10.2bn (-4.8% YoY). Sales rose YoY in all seven segments, and operating profit was up in all but three (Security Services, Cleaning Services, and Materials and Supplies Sourcing Services). While operating profit fell in 1H due to cancellation and postponement of construction projects as well as delays in procuring construction materials, operating profit increased in 2H thanks to a higher share of existing customer wallets, an increase in new contracts, and more orders for energy-saving construction projects corresponding with increased energy costs. As a result, the company posted higher operating profit for the full year. Growth in its share of existing customer wallets and acquisition of new customers also fueled the sales increase. Net income attributable to owners of the parent fell due to the absence of the JPY1.2bn in gains on the sale of fixed assets booked in FY02/22. The company paid an annual dividend of JPY85.0 per share (payout ratio of 41.8%).

For FY02/24, the company forecasts sales of JPY310.0bn (+2.0% YoY), operating profit of JPY16.0bn (+1.2% YoY), recurring profit of JPY16.0bn (flat YoY), net income attributable to owners of the parent of JPY10.4bn (+2.4%), EPS of JPY214.32, and annual dividends per share of JPY86.0 (payout ratio of 40.1%). The company aims to increase sales and profit by continuing initiatives that align with the three basic policies of the medium-term management plan (customer-oriented management,

promotion of digital transformation [DX], and group management). Through these efforts, it plans to develop a new growth strategy for the era of coexistence with COVID-19, which brought a significant change in the business environment.

The company established its Aeon Delight Vision 2025 plan in April 2021. This aims to make Aeon Delight a company that creates environmental value and contributes to solving social issues, with a three-pronged growth strategy in Asia that addresses safety and security, manpower shortage, and the environment. The company targets sales of JPY471.0bn, operating profit of JPY37.0bn, and ROE of 15% in FY02/26.

Strengths and weaknesses

Shared Research believes the company's strengths are 1) strong ties with the Aeon group, 2) industry leader in facilities management, and 3) the ability to generate stable cash flows. Weaknesses include its 1) limited organic growth, 2) heavy dependence on the Aeon group, and 3) mature property management market (see Strengths and weaknesses section for details).

Key financial indicators

Income statement	FY02/14	FY02/15	FY02/16	FY02/17	FY02/18	FY02/19	FY02/20	FY02/21	FY02/22	FY02/23	FY02/24
(JPYmn)	Cons.	Cons.	Cons.	Cons.	Cons.	Cons.	Cons.	Cons.	Cons.	Cons.	Company forecast
Sales	256,654	265,572	277,926	292,607	292,396	302,915	308,582	300,085	317,657	303,776	310,000
YoY	3.1%	3.5%	4.7%	5.3%	-0.1%	3.6%	1.9%	-2.8%	5.9%	-4.4%	2.0%
Gross profit	33,245	34,290	34,836	35,736	34,871	35,452	38,570	37,175	39,498	41,437	
YoY	10.0%	3.1%	1.6%	2.6%	-2.4%	1.7%	8.8%	-3.6%	6.2%	4.9%	
Gross profit margin	13.0%	12.9%	12.5%	12.2%	11.9%	11.7%	12.5%	12.4%	12.4%	13.6%	
Operating profit	14,622	15,390	14,556	14,139	12,909	13,030	16,001	15,230	15,733	15,814	16,000
YoY	5.2%	5.3%	-5.4%	-2.9%	-8.7%	0.9%	22.8%	-4.8%	3.3%	0.5%	1.2%
Operating profit margin	5.7%	5.8%	5.2%	4.8%	4.4%	4.3%	5.2%	5.1%	5.0%	5.2%	5.2%
Recurring profit	14,600	15,472	14,534	14,263	13,381	13,362	15,949	15,268	15,789	16,006	16,000
YoY	5.1%	6.0%	-6.1%	-1.9%	-6.2%	-0.1%	19.4%	-4.3%	3.4%	1.4%	0.0%
Recurring profit margin	5.7%	5.8%	5.2%	4.9%	4.6%	4.4%	5.2%	5.1%	5.0%	5.3%	5.2%
Net income	7,039	7,965	7,247	7,093	6,397	6,415	9,348	11,680	10,665	10,152	10,400
YoY	-6.3%	13.2%	-9.0%	-2.1%	-9.8%	0.3%	45.7%	24.9%	-8.7%	-4.8%	2.4%
Net margin	2.7%	3.0%	2.6%	2.4%	2.2%	2.1%	3.0%	3.9%	3.4%	3.3%	3.4%
Per-share data											
Shares issued at year-end (000 shares)	54,170	54,170	54,170	54,170	54,170	54,170	54,170	54,170	54,170	50,670	
EPS	134.2	151.7	138.0	135.0	121.7	122.9	187.2	233.7	213.3	203.5	214.3
EPS (fully diluted)	133.8	151.3	137.6	134.6	121.3	122.6	186.9	233.5	213.1	203.4	
Dividend per share	48	50	52	55	61	63	65	82	84	85	86
Book value per share	1,303	1,400	1,471	1,559	1,637	1,466	1,579	1,747	1,891	1,992	
Balance sheet (JPYmn)											
Cash and deposits	12,565	15,580	20,386	31,717	39,536	44,233	62,355	59,773	68,282	57,600	
Total current assets	89,914	103,634	104,190	111,098	118,311	108,771	112,362	110,008	121,013	129,534	
Tangible fixed assets	4,258	4,361	7,061	9,064	10,041	10,161	9,671	9,481	7,080	6,499	
Investments and other assets	5,829	6,268	8,176	8,904	8,512	7,578	7,698	11,557	9,111	8,222	
Intangible assets	11,008	10,320	10,006	8,802	7,813	8,103	7,185	5,518	5,653	6,371	
Total assets	111,010	124,584	129,434	137,870	144,678	134,614	136,917	136,565	142,859	150,628	
Accounts payable	21,876	24,934	28,457	25,114	25,820	25,967	23,388	22,170	22,070	25,901	
Short-term debt	5	-	-	271	225	394	252	299	247	182	
Total current liabilities	39,309	46,639	45,834	47,051	49,060	51,408	48,864	44,123	43,892	48,406	
Long-term debt	-	-	-	293	-	15	11	-	-	-	
Total fixed liabilities	1,556	2,387	3,925	6,214	6,474	7,667	6,767	4,160	3,544	2,830	
Total liabilities	40,865	49,026	49,760	53,266	55,535	59,075	55,631	48,283	47,437	51,237	
Total net assets	70,145	75,558	79,674	84,604	89,143	75,539	81,286	88,281	95,421	99,391	
Cash flow statement (JPYmn)											
Cash flows from operating activities	21,359	17,234	10,303	11,703	13,568	12,373	7,371	10,403	12,598	8,895	
Cash flows from investing activities	-16,632	-11,365	-3,255	2,233	-2,666	12,256	13,838	-7,325	-386	-10,715	
Cash flows from financing activities	-2,475	-2,594	-2,821	-2,400	-3,264	-19,686	-3,392	-5,324	-4,572	-6,181	
Financial ratios											
Total interest-bearing debt	5	-	-	564	225	409	263	299	247	182	
Net cash	44,980	56,906	57,748	62,866	71,311	59,824	62,092	59,474	68,035	57,418	
ROA (RP-based)	13.8%	13.1%	11.4%	10.7%	9.5%	9.6%	11.7%	11.2%	11.3%	10.9%	
ROE	10.7%	11.2%	9.6%	8.9%	7.6%	8.1%	12.3%	14.1%	11.7%	10.5%	
Equity ratio	61.6%	59.0%	59.7%	59.4%	59.5%	54.4%	57.6%	64.0%	66.2%	65.3%	

Source: Shared Research based on company data

Note: From FY02/23, the company has adopted the new Accounting Standard for Revenue Recognition, which will affect the way sales are recorded. Operating profit and line items below are not affected.

Note: Accounts payable-trade figures do not include electronically recorded obligations-operating.

Recent updates

Status and completion of treasury stock repurchase

2023-07-19

Aeon Delight Co., Ltd. announced the status and completion of the treasury stock repurchase approved by its Board of Directors on October 4, 2022.

- Type of shares repurchased: Common stock of the company
- Total number of shares repurchased: 221,700 shares
- Total value of shares repurchased: JPY654,913,400
- Period of repurchase: July 1–July 18, 2023
- Method of repurchase: Market purchases on the Tokyo Stock Exchange based on discretionary agreements

As of July 18, 2023, the company had repurchased 1,500,000 shares for JPY4,452,488,300.

Trends and outlook

Quarterly trends and results

Quarterly results (after application of the Accounting Standard for Revenue Recognition)

Cumulative (JPYmn)	FY02/22 (new accounting standards)				FY02/23 (new accounting standards)				FY02/24(new accounting standards)				FY02/24	
	Q1	Q1-Q2	Q1-Q3	Q1-Q4	Q1	Q1-Q2	Q1-Q3	Q1-Q4	Q1	Q1-Q2	Q1-Q3	Q1-Q4	% of Est.	FY Est.
Sales	71,146	146,580	215,261	283,787	71,786	147,660	226,833	303,776	79,118				25.5%	310,000
YoY	-	-	-	-5.4%	0.9%	0.7%	5.4%	7.0%	10.2%					
Gross profit	9,765	20,462	29,832	39,498	9,745	19,606	30,291	41,437	10,226					
YoY	8.9%	12.2%	8.2%	6.2%	-0.2%	-4.2%	1.5%	4.9%	4.9%					
Gross profit margin	13.7%	14.0%	13.9%	13.9%	13.6%	13.3%	13.4%	13.6%	12.9%					
SG&A expenses	6,036	12,035	17,979	23,764	6,462	13,004	19,473	25,623	6,778					
YoY	9.6%	12.1%	10.0%	8.3%	7.1%	8.1%	8.3%	7.8%	4.9%					
SG&A ratio	8.5%	8.2%	8.4%	8.4%	9.0%	8.8%	8.6%	8.4%	8.6%					
Operating profit	3,728	8,427	11,852	15,733	3,282	6,602	10,818	15,814	3,447				21.5%	16,000
YoY	7.9%	12.4%	5.7%	3.3%	-12.0%	-21.7%	-8.7%	0.5%	5.0%					1.2%
Operating profit margin	5.2%	5.7%	5.5%	5.5%	4.6%	4.5%	4.8%	5.2%	4.4%					5.2%
Recurring profit	3,751	8,489	11,943	15,789	3,300	6,602	11,001	16,006	3,487				21.8%	16,000
YoY	8.4%	13.2%	6.2%	3.4%	-12.0%	-22.2%	-7.9%	1.4%	5.7%					-0.0%
Recurring profit margin	5.3%	5.8%	5.5%	5.6%	4.6%	4.5%	4.8%	5.3%	4.4%					5.2%
Net income	2,507	5,557	8,495	10,665	2,246	4,336	7,163	10,152	2,299				22.1%	10,400
YoY	-16.2%	40.9%	34.3%	-8.7%	-10.4%	-22.0%	-15.7%	-4.8%	2.4%					2.4%
Net margin	3.5%	3.8%	3.9%	3.8%	3.1%	2.9%	3.2%	3.3%	2.9%					3.4%
Quarterly (JPYmn)	FY02/22 (new accounting standards)				FY02/23 (new accounting standards)				FY02/24(new accounting standards)					
	Q1	Q2	Q3	Q4	Q1	Q2	Q3	Q4	Q1	Q2	Q3	Q4		
Sales	71,146	75,434	68,681	68,526	71,786	75,874	79,173	76,943	79,118					
YoY	-3.2%	-1.0%	-8.0%	-9.5%	0.9%	0.6%	15.3%	12.3%	10.2%					
Gross profit	9,765	10,697	9,370	9,666	9,745	9,861	10,685	11,146	10,226					
YoY	8.9%	15.3%	0.5%	0.5%	-0.2%	-7.8%	14.0%	15.3%	4.9%					
Gross profit margin	13.7%	14.2%	13.6%	14.1%	13.6%	13.0%	13.5%	14.5%	12.9%					
SG&A expenses	6,036	5,999	5,944	5,785	6,462	6,542	6,469	6,150	6,778					
YoY	9.6%	14.7%	6.0%	3.3%	7.1%	9.1%	8.8%	6.3%	4.9%					
SG&A ratio	8.5%	8.0%	8.7%	8.4%	9.0%	8.6%	8.2%	8.0%	8.6%					
Operating profit	3,728	4,699	3,425	3,881	3,282	3,320	4,216	4,996	3,447					
YoY	7.9%	16.2%	-7.8%	-3.4%	-12.0%	-29.3%	23.1%	28.7%	5.0%					
Operating profit margin	5.2%	6.2%	5.0%	5.7%	4.6%	4.4%	5.3%	6.5%	4.4%					
Recurring profit	3,751	4,738	3,454	3,846	3,300	3,302	4,399	5,005	3,487					
YoY	8.4%	17.4%	-7.9%	-4.4%	-12.0%	-30.3%	27.4%	30.1%	5.7%					
Recurring profit margin	5.3%	6.3%	5.0%	5.6%	4.6%	4.4%	5.6%	6.5%	4.4%					
Net income	2,507	3,050	2,938	2,170	2,246	2,090	2,827	2,989	2,299					
YoY	-16.2%	220.4%	23.3%	-59.5%	-10.4%	-31.5%	-3.8%	37.7%	2.4%					
Net margin	3.5%	4.0%	4.3%	3.2%	3.1%	2.8%	3.6%	3.9%	2.9%					

Source: Shared Research based on company data

Notes: The company adopted the Accounting Standard for Revenue Recognition (ASB) Statement No. 29, March 31, 2020) from FY02/23.

YoY comparison for FY02/23 sales (based on the new accounting standards) was made against FY02/22 results retroactively adjusted to reflect the new accounting standards.

Quarterly results by segment (after adoption of the Accounting Standard for Revenue Recognition)

Segment performance Cumulative (JPYmn)	FY02/22 (new accounting standards)				FY02/23 (new accounting standards)				FY02/24(new accounting standards)			
	Q1	Q1-Q2	Q1-Q3	Q1-Q4	Q1	Q1-Q2	Q1-Q3	Q1-Q4	Q1	Q1-Q2	Q1-Q3	Q1-Q4
Sales	71,146	146,580	215,261	283,787	71,786	147,660	226,833	303,776	79,118			
YoY	-	-	-4.1%	-5.4%	0.9%	0.7%	5.4%	7.0%	10.2%			
Facilities Management	15,511	31,011	46,492	61,533	16,131	32,251	49,003	64,794	17,086			
YoY	-	-	-	-	4.0%	4.0%	5.4%	5.3%	5.9%			
Security Services	11,638	23,645	35,422	47,239	11,934	24,124	36,909	49,478	12,710			
YoY	7.3%	9.0%	7.5%	6.4%	2.5%	2.0%	4.2%	4.7%	6.5%			
Cleaning Services	16,568	34,106	50,470	66,963	16,576	33,769	51,130	68,336	17,464			
YoY	10.4%	12.1%	9.5%	7.2%	0.0%	-1.0%	1.3%	2.0%	5.4%			
Construction Work	11,205	24,776	33,697	43,015	10,282	23,350	38,207	52,084	13,388			
YoY	-2.8%	12.0%	8.6%	5.8%	-8.2%	-5.8%	13.4%	21.1%	30.2%			
Materials and Supplies Sourcing	9,908	20,222	30,150	39,641	10,205	20,465	30,994	41,544	11,301			
YoY	-	-	-	-	3.0%	1.2%	2.8%	4.8%	10.7%			
Vending Machine Services	2,201	4,766	6,952	9,345	2,199	4,780	7,084	9,466	2,316			
YoY	-	-	-	-	-0.1%	0.3%	1.9%	1.3%	5.3%			
Support Services	4,113	8,055	12,090	16,049	4,456	8,918	13,503	18,070	4,850			
YoY	3.8%	4.1%	2.6%	1.3%	8.3%	10.7%	11.7%	12.6%	8.8%			
Operating profit	3,728	8,427	11,852	15,733	3,282	6,602	10,818	15,814	3,447			
YoY	-31.2%	12.4%	5.7%	3.3%	-12.0%	-21.7%	-8.7%	0.5%	5.0%			
Operating profit margin	5.2%	5.7%	5.5%	5.5%	4.6%	4.5%	4.8%	5.2%	4.4%			
Facilities Management	1,275	2,622	4,038	5,495	1,372	2,825	4,269	5,810	1,335			
YoY	1.5%	2.9%	3.1%	6.2%	7.6%	7.7%	5.7%	5.7%	-2.7%			
Operating profit margin	8.2%	8.5%	8.7%	8.9%	8.5%	8.8%	8.7%	9.0%	7.8%			
Security Services	796	1,702	2,596	3,435	733	1,443	2,307	3,279	833			
YoY	4.3%	6.8%	8.8%	3.9%	-7.9%	-15.2%	-11.1%	-4.5%	13.6%			
Operating profit margin	6.8%	7.2%	7.3%	7.3%	6.1%	6.0%	6.3%	6.6%	6.6%			
Cleaning Services	1,974	4,276	6,172	8,106	1,681	3,328	5,036	7,014	1,451			
YoY	19.9%	24.7%	15.6%	10.7%	-14.8%	-22.2%	-18.4%	-13.5%	-13.7%			
Operating profit margin	11.9%	12.5%	12.2%	12.1%	10.1%	9.9%	9.8%	10.3%	8.3%			
Construction Work	1,067	2,250	2,861	3,583	694	1,405	2,714	4,080	1,089			
YoY	-6.3%	8.1%	-0.6%	-7.7%	-35.0%	-37.6%	-5.1%	13.9%	56.9%			
Operating profit margin	9.5%	9.1%	8.5%	8.3%	6.7%	6.0%	7.1%	7.8%	8.1%			
Materials and Supplies Sourcing	656	1,362	1,932	2,560	615	994	1,455	1,999	630			
YoY	7.2%	6.1%	4.4%	3.8%	-6.3%	-27.0%	-24.7%	-21.9%	2.4%			

Operating profit margin		6.6%	6.7%	6.4%	6.5%	6.0%	4.9%	4.7%	4.8%	5.6%			
	Vending Machine Services	116	353	414	608	208	566	791	1,083	258			
	YoY	-	-1.1%	-26.5%	-6.9%	79.3%	57.5%	91.1%	78.1%	24.0%			
	Operating profit margin	5.3%	7.4%	6.0%	6.5%	9.5%	11.6%	11.2%	11.4%	11.1%			
	Support Services	119	255	330	441	162	279	419	462	149			
	YoY	-	-	-	-	36.1%	9.4%	27.0%	4.8%	-8.0%			
	Operating profit margin	2.9%	3.2%	2.7%	2.7%	3.6%	3.1%	3.1%	2.6%	3.1%			
	Eliminations, goodwill, other	-2,277	-4,394	-6,491	-8,495	-2,183	-4,228	-6,173	-7,913	-2,298			
Segment performance		FY02/22 (new accounting standards)				FY02/23 (new accounting standards)				FY02/24(new accounting standards)			
Quarterly (JPYmn)		Q1	Q2	Q3	Q4	Q1	Q2	Q3	Q4	Q1	Q2	Q3	Q4
Sales		71,146	75,434	68,681	68,526	71,786	75,874	79,173	76,943	79,118			
	YoY	-	-1.0%	-8.0%	-9.5%	0.9%	0.6%	15.3%	12.3%	10.2%			
	Facilities Management	15,511	15,500	15,482	15,040	16,131	16,120	16,752	15,791	17,086			
	YoY	-	-	-	-	4.0%	4.0%	8.2%	5.0%	5.9%			
	Security Services	11,638	12,007	11,777	11,817	11,934	12,190	12,785	12,569	12,710			
	YoY	7.3%	10.6%	4.5%	3.4%	2.5%	1.5%	8.6%	6.4%	6.5%			
	Cleaning Services	16,568	17,538	16,364	16,493	16,576	17,193	17,361	17,206	17,464			
	YoY	10.4%	13.7%	4.5%	0.7%	0.0%	-2.0%	6.1%	4.3%	5.4%			
	Construction Work	11,205	13,571	8,921	9,318	10,282	13,068	14,857	13,877	13,388			
	YoY	-2.8%	28.1%	0.2%	-3.2%	-8.2%	-3.7%	66.5%	48.9%	30.2%			
	Materials and Supplies Sourcing	9,908	10,314	9,927	9,491	10,205	10,260	10,529	10,550	11,301			
	YoY	-	-	-	-	3.0%	-0.5%	6.1%	11.2%	10.7%			
	Vending Machine Services	2,201	2,565	2,186	2,393	2,199	2,581	2,304	2,382	2,316			
	YoY	-	-	-	-	-0.1%	0.6%	5.4%	-0.4%	5.3%			
	Support Services	4,113	3,942	4,035	3,959	4,456	4,462	4,585	4,567	4,850			
	YoY	3.8%	4.4%	-0.2%	-2.3%	8.3%	13.2%	13.6%	15.4%	8.8%			
Operating profit		3,728	4,699	3,425	3,881	3,282	3,320	4,216	4,996	3,447			
	YoY	-31.2%	125.6%	-7.8%	-3.4%	-12.0%	-29.3%	23.1%	28.7%	5.0%			
	Operating profit margin	5.2%	6.2%	5.0%	5.7%	4.6%	4.4%	5.3%	6.5%	4.4%			
	Facilities Management	1,275	1,347	1,416	1,457	1,372	1,453	1,444	1,541	1,335			
	YoY	1.5%	4.2%	3.6%	15.7%	7.6%	7.9%	2.0%	5.8%	-2.7%			
	Operating profit margin	8.2%	8.7%	9.1%	9.7%	8.5%	9.0%	8.6%	9.8%	7.8%			
	Security Services	796	906	894	839	733	710	864	972	833			
	YoY	4.3%	9.0%	12.7%	-8.8%	-7.9%	-21.6%	-3.4%	15.9%	13.6%			
	Operating profit margin	6.8%	7.5%	7.6%	7.1%	6.1%	5.8%	6.8%	7.7%	6.6%			
	Cleaning Services	1,974	2,302	1,896	1,934	1,681	1,647	1,708	1,978	1,451			
	YoY	19.9%	29.0%	-0.7%	-2.5%	-14.8%	-28.5%	-9.9%	2.3%	-13.7%			
	Operating profit margin	11.9%	13.1%	11.6%	11.7%	10.1%	9.6%	9.8%	11.5%	8.3%			
	Construction Work	1,067	1,183	611	722	694	711	1,309	1,366	1,089			
	YoY	-6.3%	25.6%	-23.4%	-27.9%	-35.0%	-39.9%	114.2%	89.2%	56.9%			
	Operating profit margin	9.5%	8.7%	6.8%	7.7%	6.7%	5.4%	8.8%	9.8%	8.1%			
	Materials and Supplies Sourcing	656	706	570	628	615	379	461	544	630			
	YoY	7.2%	5.1%	0.5%	1.9%	-6.3%	-46.3%	-19.1%	-13.4%	2.4%			
	Operating profit margin	6.6%	6.8%	5.7%	6.6%	6.0%	3.7%	4.4%	5.2%	5.6%			
	Vending Machine Services	116	237	61	194	208	348	235	292	258			
	YoY	-	-35.4%	-70.4%	115.6%	79.3%	46.8%	285.2%	50.5%	24.0%			
	Operating profit margin	5.3%	9.2%	2.8%	8.1%	9.5%	13.5%	10.2%	12.3%	11.1%			
	Support Services	119	136	75	111	162	117	140	43	149			
	YoY	-	-	-	15.6%	36.1%	-14.0%	86.7%	-61.3%	-8.0%			
	Operating profit margin	2.9%	3.5%	1.9%	2.8%	3.6%	2.6%	3.1%	0.9%	3.1%			
	Eliminations, goodwill, other	-2,277	-2,118	-2,098	-2,004	-2,183	-2,045	-1,945	-1,740	-2,298			

Source: Shared Research based on company data

Notes: The company adopted the Accounting Standard for Revenue Recognition (ASBJ Statement No. 29, March 31, 2020) from FY02/23.

Consolidated, Facilities Management, Materials and Supplies Sourcing Services, and Vending Machine Services sales for FY02/22 were retroactively adjusted to reflect the new accounting standards.

Q1 FY02/24 results

- Sales: JPY79.1bn (+10.2% YoY)
- Operating profit: JPY3.4bn (+5.0% YoY)
- Recurring profit: JPY3.5bn (+5.7% YoY)
- Net income attributable to owners of the parent: JPY2.3bn (+2.4% YoY)

Summary

Q1 FY02/24 sales increased in all seven segments due to growth in the share of existing customer wallets (in and outside the Aeon group) and in the number of newly contracted facilities. As the company worked to strengthen its sales capabilities, the number of contracts from non-group companies and organizations increased, and newly contracted work in FY02/23 also contributed to results. Sales in Construction Work grew due to the higher number of contracts for various works, including energy-saving works in line with rising energy costs.

Operating profit grew YoY thanks to sales growth, despite a surge in procurement costs and increased personnel expenses due to wage revisions. Operating profit increased in Security Services, Construction Work, Materials and Supplies Sourcing Services, and Vending Machine Services, but fell in Facilities Management, Cleaning, and Support Services. Sales and profit increased for domestic group companies overall, owing to earnings recovery at Aeon Delight Connect, a core company in small and medium-sized facility management, and Aeon Compass, a group company engaged in travel-related operations. Sales weighting of group and non-group companies was 62.7% and 37.4%, respectively (compared with end-FY02/23, sales weighting of non-group companies rose 0.8pp YoY).

- ▶ In efforts to promote digitalization, the company added additional functions to Aeon Delight Platform, a data linkage platform, namely a tool for analyzing transactions by customer industry and building use and a tool for visualizing progress of planned maintenance and repair work. In facility management operations utilizing digital devices, the company automated routine tasks, such as facility inspection and report preparation, using cameras and sensors, and established a system for visualizing electricity consumption of each facility. The company's services were newly adopted by 80 facilities (cumulative total of 251 facilities).
- ▶ In area management, the company realized energy savings and unmanned operation at a total of 16 facilities (cumulative total of 289 facilities), cutting the equivalent of about 15 resident facility management jobs (cumulative total of 183 jobs) and leading to improved cost efficiency.
- ▶ The company pushed forward with various initiatives set forth in the beginning of the fiscal year with the goal of expanding market share. In particular, it made progress in further bolstering marketing activities targeting specific customers (expanded services provided by strengthening relationships with customers, won contracts for the management of other facilities of existing customers, and began providing services for a range of facilities) and strengthening building construction work (increased orders for energy conservation-related construction work, and increased orders for various construction work by actively making renovation and repair proposals).

Progress versus full-year company forecast

Versus the full-year FY02/24 company forecast, Q1 sales were 25.5% (23.6% of full-year results in Q1 FY02/23), operating profit 21.5% (20.8%), recurring profit 21.8% (20.6%), and net income 22.1% (22.1%). Progress rates in Q1 exceeded those of Q1 FY02/23.

Progress in operating profit fell short of the initial plan. Cost of sales increased due to higher personnel, raw material, and logistics expenses. While the company expects the external environment to remain challenging on the profit front, it plans to secure sales in each segment and work on various initiatives to improve earnings.

Segment trends

Facilities Management

- Sales: JPY17.1bn (+5.9% YoY)
- Operating profit: JPY1.3bn (-2.7% YoY)

Sales grew as the company acquired new contracts for contract management and expanded the number of contracts for various maintenance services. However, operating profit fell due to investments in newly contracted facilities and rising personnel and outsourcing expenses. The company promoted initiatives to expand the area management strategy and reform facilities management operations to improve profitability. However, these efforts could not sufficiently offset the decline in profitability caused by higher personnel, raw material, and logistics expenses, and the company says it intends to make up for the delay in profit growth by growing sales with an increase in project numbers.

New contracts from companies or organizations outside the Aeon group were robust. Unit prices rose in tandem with an increase in expenses in the facility management industry, and some prospective customers changed service providers at the time of their contract renewal. This trend contributed to increased orders at the company, which has been providing efficient services through area management and other measures. Further, the company says by stepping up marketing activities targeting specific customers (to increase share of wallet), it was able to cultivate customers in a wider range of industries and win larger contracts.

Security Services

- Sales: JPY12.7bn (+6.5% YoY)
- Operating profit: JPY833mn (+13.5% YoY)

Sales were up as the company acquired new contracts for security services and expanded the number of contracts for safety cameras. It also worked on labor-saving measures by systemizing store entry and exit management and closing operations, price optimization through negotiations, and other initiatives aimed at improving profitability. As a result, operating profit increased. Outside the Aeon group, the company won new orders from the finance and manufacturing industries, as it did in FY02/23. In FY02/24, the company also received new orders from electronics mass retailers and other retailers. Overseas, China performed strong thanks to new orders.

Cleaning Services

- Sales: JPY17.5bn (+5.4% YoY)
- Operating profit: JPY1.5bn (-13.7% YoY)

Sales increased due to growth in renewal contracts, but operating profit fell due to lower profitability caused by rising personnel expenses. Within the Aeon group, the parent company struggled due to customers' cost reduction measures, but the environmental improvement-related business of an overseas subsidiary performed strong. Outside the group, Zhejiang Metelan Property Management, which was consolidated in FY02/23, contributed to results. Further, earnings from major accounts and performance of subsidiary Aeon Delight Connect were on a recovery track.

The company is planning a change in the type of contract with customers (to service level agreements [SLA], a form of contract based on service outcomes agreed upon between the service provider and the customer) to improve profitability. The new contract is in place with five commercial facilities on a trial basis.

Construction Work

- Sales: JPY13.4bn (+30.2% YoY)
- Operating profit: JPY1.1bn (+56.9% YoY)

Sales and operating profit grew substantially as the company expanded contracts for various works, including energy-saving works in line with rising energy costs, in and outside the Aeon group.

Within the group, energy conservation-related construction work was robust, owing to efforts to strengthen energy-saving proposals such as the switch to LED lights and energy-saving air conditioners. Outside the group as well, air conditioning-related construction work grew. Improved accuracy of quotes and price optimization through cost negotiations contributed to profit growth.

Materials and Supplies Sourcing Services

- Sales: JPY11.3bn (+10.7% YoY)
- Operating profit: JPY630mn (+2.5% YoY)

Sales and operating profit were up despite rising raw materials and logistics costs, as the company worked to increase its share within the Aeon group. While the company was able to pass on the increase in cost of sales to selling prices in FY02/23, the ongoing increase in the cost of sales and soaring logistics costs weighed on profitability.

Vending Machine Services

- Sales: JPY2.3bn (+5.3% YoY)
- Operating profit: JPY258mn (+24.1% YoY)

Sales and operating profit rose. The company secured new sites for installation of vending machines as a result of enhanced sales activities. Within the Aeon group, sales were robust thanks to new store openings and floor expansion, as well as an increase in customer footfall. Outside the group, the company stepped up marketing activities targeting specific customers (to increase share of wallet), resulting in an increase in new vending machine installations for existing customers.

Support Services

- Sales: JPY4.9bn (+8.8% YoY)
- Operating profit: JPY149mn (-8.3% YoY)

The company worked on expanding its services to meet outsourcing needs to manage and operate customer facilities and their surrounding environment. Orders from outside the Aeon group in particular contributed to sales growth. In other areas, the travel-related business contributed to sales growth. On the profit front, profitability deteriorated due to higher personnel and outsourcing expenses.

Overseas business (within each segment)

- Sales: JPY8.4bn (+17.4% YoY)
- Operating profit: JPY330mn (-13.6% YoY)

Sales and profit grew in China and the ASEAN region. Earnings from the overseas business are included within each segment.

The company steadily grew the China business as its core business company expanded the share of customer wallets and increased newly acquired facilities centered on medium- to high-end facilities. The subsidiary also participated in the urban development project, resulting in concentrated contracts for facilities management operations. However, operating profit declined due to higher personnel expenses.

Sales were up in all ASEAN countries in which the company operates, as economies that had been stagnant amid the pandemic began to recover. Operating profit in the ASEAN business as a whole declined due in part to higher personnel costs resulting from the revision of employment laws in Malaysia, despite higher sales in the country.

Other

As part of its initiatives to form regional economic zones, in April 2023, the company made askmaintenance Co., Ltd. (which operates cleaning, facility management, condominium management, and construction businesses in the Kyushu area) a wholly owned subsidiary.

Measures for Q2 onward

The company will promote the following measures to expand sales.

- Increase orders for energy conservation-related construction work, including the switch to LED lights to counter rising energy costs and replacement of air conditioning and heating equipment.
- Steadily carry out planned maintenance/repair work to keep facilities safe and secure and aesthetically pleasing, and enhance proposals for small-scale maintenance/repair work
- Execute large projects for which the company has already won orders
- Expand share of wallet of existing customers through account management, and cultivate new customers

The company will roll out the following measures to improve profitability.

- Facilities Management: improve efficiency of on-site operations
- Security Services: achieve energy savings by systemizing entry and exit management and closing operations, and promote unite price optimization through price negotiations
- Cleaning Services: promote unit price optimization by revising specifications
- Materials and Supplies Sourcing Services: appropriately reflect the increase in the cost of various materials and supplies in selling prices

FY02/24 company forecast

Full-year company forecast

(JPYmn)	FY02/22 (previous accounting standards)			FY02/23 (new accounting standards)			FY02/24(new accounting standards)	
	1H Act.	2H Act.	FY Act.	1H Act.	2H Act.	FY Act.	FY Est.	FY Est.
Sales	163,907	153,750	317,657	147,660	156,116	303,776		310,000
YoY	9.5%	2.3%	5.9%	-	-	-		2.0%
Cost of sales	143,444	134,714	278,158	128,054	134,284	262,338		
Gross profit	20,462	19,036	39,498	19,606	21,831	41,437		
YoY	12.2%	0.5%	6.2%	-4.2%	14.7%	4.9%		
Gross profit margin	12.5%	12.4%	12.4%	13.3%	14.0%	13.6%		
SG&A expenses	12,035	11,729	23,764	13,004	12,619	25,623		
YoY	12.1%	4.7%	8.3%	8.1%	7.6%	7.8%		
SG&A ratio	7.3%	7.6%	7.5%	8.8%	8.1%	8.4%		
Operating profit	8,427	7,306	15,733	6,602	9,212	15,814		16,000
YoY	12.4%	-5.5%	3.3%	-21.7%	26.1%	0.5%		1.2%
Operating profit margin	5.1%	4.8%	5.0%	4.5%	5.9%	5.2%		5.2%
Recurring profit	8,489	7,300	15,789	6,602	9,404	16,006		16,000
YoY	13.2%	-6.1%	3.4%	-22.2%	28.8%	1.4%		0.0%
Recurring profit margin	5.2%	4.7%	5.0%	4.5%	6.0%	5.3%		5.2%
Net income	5,557	5,108	10,665	4,336	5,816	10,152		10,400
YoY	40.9%	-34.0%	-8.7%	-22.0%	13.9%	-4.8%		2.4%

Source: Shared Research based on company data

Note: From FY02/23, the company has adopted the new Accounting Standard for Revenue Recognition, which will affect the way sales are recorded. Operating profit and line items below are not affected.

Company forecast for FY02/24

- Sales: JPY310.0bn (+2.0% YoY)
- Operating profit: JPY16.0bn (+1.2% YoY)
- Recurring profit: JPY16.0bn (flat YoY)
- Net income attributable to owners of the parent: JPY10.4bn (+2.4% YoY)
- EPS: JPY214.32
- Annual dividends per share: JPY86.0 (dividend payout ratio of 40.1%)

Sales

The company forecasts 2.0% YoY growth in sales. In 2H FY02/23, there was special demand for restoration-related construction work following the 2022 Fukushima earthquake, and although a reactionary decline is expected this fiscal year, the company expects to increase sales in all seven businesses by expanding its share of existing customer wallets through enhancing account management, cultivating new customers, and strengthening energy-saving proposals.

Rising energy costs and other factors have prompted customers to cut property management costs and reassess their outsourcing contractors. Against this backdrop, the company aims to win new contracts in the form of a switch from competitors in the same industry, based on its ability to reduce total outsourcing costs by providing facilities management, security, and cleaning services under one contract, and to provide services across Japan, as well as a reputation for quality it has gained from customers.

Some companies in the same industry are unable to secure enough personnel to accept new contracts due to the serious labor shortage. The company has introduced an area management strategy to share facility managers in a certain area, and it is possible to allocate surplus personnel created by having facilities with fewer or no personal to new facilities. The company will also focus on contracting of new properties.

Operating profit

The company forecasts 1.2% YoY growth in operating profit, with an OPM of 5.2% (flat YoY).

- ▶ The company expects GPM to be flat YoY. The entire Aeon group announced a plan to raise the hourly pay for part-time workers by 7%, and Aeon Delight and its subsidiaries will follow suit. The company forecasts that this will increase costs but GPM will remain flat YoY due to various initiatives including area management.
- ▶ The company expects SG&A expenses to be flat YoY. In addition to higher personnel expenses, the company will continue to invest in digital transformation and overseas HR development. However, it plans to reduce expenses at the head office through slimming.

Net income attributable to owners of the parent

The forecast for net income attributable to owners of the parent excludes any extraordinary gains and losses.

Dividend payout ratio

The company anticipates a payout ratio of 40.1% in FY02/24. Previously, the company had sought to maintain a 35% payout ratio and aimed to reach a 40% level by FY02/24, but it achieved 41.8% in FY02/23 ahead of schedule.

The company expects to pay a dividend of JPY86 per share, a YoY increase of JPY1, and aims to increase dividends for 19 consecutive fiscal years.

Initiatives in FY02/24

The company will continue initiatives that align with the three basic policies of the medium-term management plan (customer-oriented management, promotion of digital transformation [DX], and group management) and carrying out reforms. Through these efforts, it plans to develop a new growth strategy for the era of coexistence with COVID-19, which brought a significant change in the business environment.

Customer-oriented management

As a KPI for customer-oriented management, the company will raise the ratio of sales outside the Aeon group to 40.0% in FY02/24 (vs 36.6% at end-FY02/23).

The company will promote initiatives to increase market share, respond to rising energy costs, and expand healthcare solutions.

- ▶ **Efforts to increase market share:** The company assigned account managers (salespeople in charge of handling all transactions for a specific customer) to key customers, and has built a system to centrally manage customer information. Through account management, it will strengthen its relationships with customers and build and propose customized solutions for each customer based on an understanding of the customer's issues. Through these efforts, the company aims to increase its share of non-group customer wallets. In addition, in order to respond to the expanding needs of customers, including energy-saving work, both in quality and quantity, the company will strengthen its construction management system and actively propose renovation and repair work for managed facilities.
- ▶ **Responding to rising energy costs:** Aeon Delight will actively propose energy-saving solutions to customers inside and outside the Aeon group by utilizing the expertise it has cultivated at facilities management sites. It will promote the use of LED lighting and updating of air conditioners, sales of non-CFC cases, and introduction of energy management tools to help reduce the environmental impact and energy costs of customers.
- ▶ **Expanding healthcare solutions:** Leveraging its expertise in implementing quarantine measures at various facilities, Aeon Delight will strengthen its proposals for hygienic cleaning for health-related facilities and for cleaning including quarantine measures for accommodation facilities. In April 2022, the company set up an organization tasked with honing proposals. It will also propose to non-group customers to raise the hygiene level of their facilities, and ensure the safety and security of the facilities, including measures against infection.

Promotion of digital transformation

Through the promotion of digital transformation, the company targets an OPM of 6.0% and a full-year ROE of 12%. It also plans to introduce the area management system at 360 facilities (273 in FY02/23), reduce the number of people assigned to specific facilities by 180 (a reduction of 167), reposition 20% of headquarters staff to front positions through concentration of functions.

- ▶ **Promoting use of the Aeon Delight platform:** The Aeon Delight platform provides centralized management of customer requests, data on facility operation, maintenance and inspection, market trends in customer industries, and external information on weather and disasters, and enables analysis and processing of the data using AI. In FY02/23, the company started using information output from the platform, which led to more efficient sales activities and improved work quality. In FY02/24, it will develop skills to identify the necessary data while developing the system to allow necessary data to be viewed at any time. It will build an in-house system for decision-making and taking actions based on data.
- ▶ **Strengthening efforts to complete the area management system:** In Facilities Management, the company will continue to introduce its area management strategy, where facility managers are shared in a certain area, and reduce the number of personnel assigned to customer facilities and reassign these employees. In addition, the company aims to improve productivity at the site by automating routine tasks (such as equipment inspection and report preparation), to alleviate labor shortages and transform its earnings structure.

Group management

Through the promotion of group management, the company plans to generate JPY65.0bn in sales from domestic group companies (JPY54.5bn in FY02/23). It also aims to generate 8% of total sales overseas (9.8% in FY02/23) and consolidate group finance and accounting departments in Japan.

- ▶ **Initiatives at group companies in Japan:** Progress in this area has been slow, as COVID-19 has had a greater-than-expected impact. In March 2023, the company established an Affiliated Companies Department to take control of its domestic and overseas subsidiaries. Each group company will draw on its expertise to formulate a strategy for group-wide growth and clarify its functions and roles within the group.
- ▶ **Aeon Delight Connect:** This company resulted from a March 2021 merger between A to Z Service Co., Ltd. (a construction and maintenance service provider for small and medium-sized facilities in eastern Japan) and Do Service Co., Ltd. (a cleaning services provider for small and medium-sized facilities in western Japan). The company's main customer base is companies that operate small and medium-sized stores throughout Japan, such as restaurant chains. Aeon Delight Connect is a core subsidiary operating in the medium- and small-sized facilities market. Aeon Delight plans to accelerate the subsidiary's regional dominance across the operating area.

- ▶ **Hakuseisha:** Provides services such as cleaning and sanitation management, security, facilities management, construction, and installation to customer department stores. Aeon Delight expects that the subsidiary will establish a competitive edge in facilities management operations, expand facilities management and ancillary operations, and strengthen its business base.
- ▶ **Kankyouseibi:** Provides services such as facilities management, construction, security, management of cleaning, and designated manager operations. As the subsidiary has a strong presence in the Tochigi area, Aeon Delight plans to strengthen the subsidiary's sales system in collaboration with the company's Kanto branch. The company will formulate sales strategies by area for the subsidiary to implement.
- ▶ **Aeon Compass:** In addition to handling overseas and domestic travel, the company also plans and manages events. Although business performance has been sluggish due to the COVID pandemic, it will work to expand its travel-related business, capture event-related demand, and expand its offerings for business trip support services.
- ▶ **Initiatives to form regional economic zones:** The company made askmaintenance Co., Ltd. (FY03/22 sales: JPY1.6bn, operating profit: JPY31mn) a wholly owned subsidiary in March 2023. It provides cleaning, facility management, condominium management, construction work, and other services for commercial facilities, hospitals, government properties, and other facilities for various purposes throughout the Kyushu area. In collaboration with askmaintenance, Aeon Delight will expand its business base in Kyushu and combine the technologies and expertise cultivated by the two companies to improve quality and management efficiency. In the future, Aeon Delight will work on acquisitions and strengthening relationships with partner companies in other areas as well, with the aim of forming regional economic zones.
- ▶ **Expanding businesses in Asia:** China is expected to drive the overseas business as Asia's largest growth area. The company will work to strengthen its management base for medium- to long-term growth in the ASEAN region.
 - ▶ **China:** In China, the company will give top priority to expanding sales. The company expects sales to increase due to recovery from the pandemic. Aeon Delight Jiangsu, the core operating company, will work to strengthen sales to tenants and win more contracts to grow its share within the Aeon group. It will also work to strengthen sales to Japanese and foreign-affiliated companies outside the Aeon group, thereby expanding its customer base. The subsidiary Wuhan Xiaozhu aims to strengthen service quality through quality management and HR development, and expand contracts for residences, hospitals, and schools. Aeon Delight aims to acquire expertise, expand its business domain, and strengthen its customer base by acquiring and investing in local companies.
 - ▶ **ASEAN region:** The company expects business to grow in this region in the medium to long term, due to the opening of new Aeon group stores and the expansion of Japanese companies. The ASEAN regional headquarters will lead the way in strengthening the management base and planning growth strategies in each country. The Aeon group plans to accelerate the opening of new stores in Vietnam from 2024. The company therefore will strengthen its system to secure contracts, including for facilities in Cambodia. In Indonesia, the company is strengthening its efforts to improve working conditions. In Malaysia, it aims to expand facilities management and repair work services for the Aeon group. It expects increased sales and profit by shifting to SLA contracts in Cleaning Services.

Business-specific initiatives and forecasts

The company forecasts that all businesses will perform at or above the previous year's level. As it focuses on group management, the company does not disclose business-specific sales and operating profit.

- ▶ **Facilities Management:** The company expects higher sales and profit. It expects sales growth as it increases its share of existing customer wallets by strengthening account management, acquires new customers outside the Aeon group, and strengthens proposal-based sales. It also forecasts a recovery in subsidiaries. The company expects higher operating profit due to sales growth. It will strive to increase profit margins by improving the profitability of facilities under area management, reducing outsourcing costs, and improving operational efficiency at sites.
- ▶ **Security Services:** The company forecasts higher sales and profit. It aims to increase sales as customer traffic at Aeon Mall facilities recovers. It also plans to strengthen account management and acquire new customers. The company expects higher OPM. It will install security systems (unmanned, remotely controlled store entry and exit management at night with sensors and cameras) at more facilities to curb the number of security personnel, strengthen account management, mechanize operations, undertake highly profitable large projects and event security, and promote the pass-through of rising personnel costs.

- ▶ **Cleaning Services:** The company expects higher sales and profit. It will strengthen proposals for hygienic cleaning for medical facilities and cleaning including quarantine measures for accommodation facilities in Japan and overseas. In April 2022, it established a specialized organization to strengthen the proposals. It plans to expand its proposals to non-group customers, such as hospitals and hotels, and acquire new contracts. The company aims to improve profit by optimizing subcontracting costs and strengthening sales of cleaning materials and equipment to partner companies. It also expects that the full-scale implementation of Service Level Agreements (SLA) will also contribute to improving profitability. In the past, the number of cleanings and the number of cleaning personnel were incorporated into the contracts with customer companies, but by switching to contracts that guarantee service quality, the company will be better able to control service costs.
- ▶ **Construction Work:** The company expects sales and operating profit to be flat YoY. In FY02/23, the company performed restoration work after the 2022 Fukushima earthquake. Despite the absence of such work, the company expects FY02/24 sales to be flat YoY as it takes in store renovation and repair projects that were postponed due to COVID-19 and strengthens energy-saving proposals amid higher energy costs. On the profit front, it will improve accuracy in estimating construction costs and reduce costs by strengthening cost negotiations.
- ▶ **Materials and Supplies Sourcing Services:** The company expects sales to grow but operating profit to be flat YoY. As material prices continue to rise, it will curb cost increases by reviewing materials, passing on prices, and consolidating suppliers.
- ▶ **Vending Machine Services:** The company forecasts higher sales and profit. It expects the impact from the pandemic to ease, customer traffic at commercial facilities to recover, and beverage demand to increase as customers spend more time at such facilities. The company will focus on acquiring new non-group customers in collaboration with other businesses. It will also promote the replacement of vending machines with its own multi-brand machines, which have a relatively high profit margin.
- ▶ **Support Services:** The company projects higher sales and profit. In Japan, it forecasts that demand for travel arrangement services, which had been sluggish due to the pandemic, will recover. The company also expects that the Aeon group's tree-planting activities and overseas training tours to resume in earnest. For China, the company expects the consolidation of Zhejiang Metelan Property Management to contribute to earnings. The subsidiary provides nursing care support at medical institutions.

Historical forecast accuracy

Results vs. Initial Est. (JPYmn)	FY02/14	FY02/15	FY02/16	FY02/17	FY02/18	FY02/19	FY02/20	FY02/21	FY02/22	FY02/23
	Cons.	Cons.	Cons.	Cons.	Cons.	Cons.	Cons.	Cons.	Cons.	Cons.
Sales (Initial Est.)	260,000	270,000	280,000	305,000	305,000	305,000	315,000	315,000	325,000	310,000
Sales (Results)	256,654	265,572	277,926	292,607	292,396	302,915	308,582	300,085	317,657	303,776
Results vs. Initial Est.	-1.3%	-1.6%	-0.7%	-4.1%	-4.1%	-0.7%	-2.0%	-4.7%	-2.3%	-2.0%
Operating profit (Initial Est.)	15,500	16,000	17,000	17,500	18,000	18,500	18,000	16,500	16,500	17,000
Operating profit (Results)	14,622	15,390	14,556	14,139	12,909	13,030	16,001	15,230	15,733	15,814
Results vs. Initial Est.	-5.7%	-3.8%	-14.4%	-19.2%	-28.3%	-29.8%	-11.1%	-7.7%	-4.6%	-7.0%
Recurring profit (Initial Est.)	15,500	16,000	17,000	17,500	18,000	18,500	18,000	16,500	16,500	17,000
Recurring profit (Results)	14,600	15,472	14,534	14,263	13,381	13,362	15,949	15,268	15,789	16,006
Results vs. Initial Est.	-5.8%	-3.3%	-14.5%	-18.5%	-25.7%	-27.8%	-11.4%	-7.5%	-4.3%	-5.8%
Net income (Initial Est.)	8,300	8,600	9,400	10,000	10,700	11,000	10,800	10,000	10,500	10,700
Net income (Results)	7,039	7,965	7,247	7,093	6,397	6,415	9,348	11,680	10,665	10,152
Results vs. Initial Est.	-15.2%	-7.4%	-22.9%	-29.1%	-40.2%	-41.7%	-13.4%	16.8%	1.6%	-5.1%

Source: Shared Research based on company data.

Note: Results through FY02/18 have not been retrospectively adjusted.

Medium- and long-term outlook

Medium-term plan (JPYmn)	FY02/21	FY02/22	FY02/23	FY02/24	FY02/26
	Cons. (previous accounting standards)	Cons. (previous accounting standards)	Cons. (new accounting standards)	Forecast	Targets
Sales	300,085	317,657	303,776	310,000	471,000
YoY	-2.8%	5.9%	-	2.0%	
Operating profit	15,230	15,733	15,814	16,000	37,000
YoY	-4.8%	3.3%	0.5%	1.2%	
Operating profit margin	5.1%	5.0%	5.2%	5.2%	7.9%
Net income	11,680	10,665	10,152	10,400	
YoY	24.9%	-8.7%	-4.8%	2.4%	
Net margin	3.9%	3.4%	3.3%	3.4%	
Sales: Non-Aeon Group ratio	35.7%	35.6%	36.6%	40.0%	50.0%
Sales: Overseas ratio	6.7%	7.8%	9.8%	Over 8%	Over 15%
ROE	14.1%	11.7%	10.5%	12%	15%

Source: Shared Research based on company data

Note: From FY02/23, the company has adopted the new Accounting Standard for Revenue Recognition, which will affect the way sales are recorded. Operating profit and line items below are not affected.

Aeon Delight Vision 2025

In October 2018, the company announced its Aeon Delight Vision 2025. In line with the company's management principle, which calls for the ongoing pursuit of "environmental value" for customers and local communities, with Aeon Delight Vision 2025, the company aims to be one that creates environmental value and contributes to solving social issues in Asia, with "safety and security," "manpower shortage," and "environment" as three pillars of its growth strategy. Thereafter, in the face of accounting irregularities at Kajitaku in FY02/20 and pandemic-related delays in some measures in FY02/21, Aeon Delight announced new targets when it released its FY02/21 earnings results in April 2021, although with no change in the company's overall direction.

The new targets for FY02/26 are sales of JPY471.0bn (CAGR of 9.4%), operating profit of JPY37.0bn (CAGR of 19.4%), and ROE of at least 15% (ROE was 14.1% in FY02/21). (The targets announced in October 2018 were sales of JPY525.0bn and operating profit of JPY48.0bn.) The company is aiming for top-ten sales and top-level OPM globally and number one sales in Asia in the facilities management industry. To become one of the top ten companies in the world, the company is aiming to expand its market share in Japan by constructing Aeon Delight economic zone and concentrating management resources in China for its overseas operation.

Progress of the medium-term management plan (as of April 2023)

In its revised medium-term management plan (announced in April 2021), Aeon Delight aimed for JPY361.0bn in sales and JPY22.0bn in operating profit for FY02/24, but the full-year forecast for FY02/24 announced in April 2023 set the targets at JPY310.0bn in sales and JPY16.0bn in operating profit. The "customer-oriented management," "promotion of digital transformation (DX)," and "group management" initiatives in the plan have steadily penetrated and are beginning to contribute to business performance. In particular, earnings recovered in 2H FY02/23. However, due to changes in social conditions such as the outbreak of COVID-19, and delays in delivery of materials and equipment, the company recognizes that there has been a delay of one to two years in the contribution of various initiatives such as area management to its earnings. It also recognizes that it was difficult to promote acquisitions as set forth in the medium-term management plan.

In FY02/24, the company will seek to optimize SG&A expenses by reducing expenses at the head office. ROE declined as capital accumulated due to the recording of profits. The company will promote improvement in capital efficiency by reviewing the status of shareholders' equity and how it is used. It plans for a dividend payout ratio for FY02/24 of 40.1%. It had set a target of 40% by FY02/24, but achieved it in FY02/23 ahead of schedule. While the basic policy set forth in Aeon Delight Vision 2025 remains unchanged, in light of changes in the external environment, including the Ukraine issue, soaring energy prices, and rising personnel costs, the company will promote new measures such as strengthening proposals for energy-saving and expanding healthcare solutions.

Medium-term plan (FY02/22–FY02/24)

In April 2021, Aeon Delight formulated a medium-term plan covering the next three years (FY02/22–FY02/24) as it moves toward realizing the goals of Aeon Delight Vision 2025. As described below, it aims to achieve this sales growth and OPM improvement by putting customer-oriented group management into practice and promoting digital transformation (DX).

Customer-oriented management

Increase in ratio of sales outside Aeon group

Under the three-year medium-term management plan, the company plans to increase the share of sales outside the Aeon group to 40% (+5pp vs FY02/21).

Since the pace of openings of large new Aeon group stores has slowed in Japan, the company aims to expand its share in non-Aeon group and overseas markets.

It has already been expanding its presence in the non-Aeon group market (the ratio of sales outside the Aeon group rose from 34% in FY02/11 to 36% in FY02/21). However, the allocation of its sales resources to the non-Aeon group market has been limited because its long-term growth has been specifically linked to the Aeon group's own aggressive store opening strategy.

Under the medium-term plan, the sales division will be divided into two teams; one to develop new customers and the other to expand the share of services provided to existing customers. For existing customers, the company will assign account

managers who will be responsible for all transactions with each customer, grasp the needs of that customer, and track and analyze trends in the industry to which the customer belongs.

In addition, Customer Support Centers (CSCs), which began operating at all eight branches in Japan in March 2021, will consolidate information about each facility and its requirements. The company will analyze this information by customer and by facility for use in service development and quality assurance, with the aim of providing all customers, new and existing, with optimal solutions for the challenges they face.

Development of Aeon Delight platform

Aeon Delight aims to create a system that transforms customer feedback into organizational strength in service development, quality assurance, and sales. To that end, the company believes it is necessary to have a mechanism for collecting and analyzing a range of data (including customer feedback, facility conditions, and market trends in customers' industries) and processing it into valuable information.

At the same time, it will develop Aeon Delight Platform to serve as a conduit for efficiently sharing information and data analysis results not only internally, but across its entire service network, including group companies and their partners. To build such a system, in February 2021 the company reorganized its sales and business divisions and all domestic branches, and established a marketing DX division to oversee them.

With Aeon Delight Platform, the sales division will strengthen the company's relationships with its customers to better understand their needs, along with trends in the industries to which they belong. Furthermore, as mentioned, CSCs, which began operating at all eight branches in Japan in March 2021, will consolidate and analyze information about each facility and its requirements. The information will be used in service development and quality assurance as the company aims to provide customers with optimal solutions.

Promotion of digital transformation (DX)

Nationwide rollout of area management system centered on CSCs

Aeon Delight established CSCs at all eight domestic branches in March 2021 and will promote area management nationwide based on the results of proof-of-concept testing at the Hokkaido branch. Under its medium-term plan, it aims to increase the number of facilities subject to area management to 360, allowing it to reduce the number of facilities management personnel by 180 people.

Centered on the CSCs, the company will develop a new facilities management model using DX to address the manpower shortage and reduce the number of permanently stationed facilities management personnel. It aims to replace the conventional facilities management model (management of individual stores) with an area management model in which personnel are shared by facilities in a certain area.

Proof of concept at Hokkaido branch: With the cooperation of Aeon Hokkaido, the company conducted proof-of-concept testing in FY02/21 at its Hokkaido branch to determine the viability of area management. It established a CSC at the Hokkaido branch first and, in addition to a remote alarm management system, set up a monitoring station that integrates systems for monitoring the status of equipment within facilities and any anomalies. At Aeon Yoichi, the store used in the test, the company installed various systems and sensors, and facility inspection operations were shifted to the CSC to be conducted remotely. By enabling this operating structure centered on the CSC from daily inspection work to emergency response, Aeon Yoichi has achieved an unmanned management of onsite facilities since November 2020.

Relocation of head office

Aeon Delight relocated its Tokyo head office in September 2021 to consolidate its head office functions. By updating the equipment and layout of the new head office, the company is creating an environment in which diverse human resources using a variety of work styles can all maximize their performance.

The head office will be constantly in contact with CSCs located in branches, allowing real-time sharing of customer status. In addition, it will employ energy-saving and BCP measures and be open to the public as an example of an advanced facility environment, making it a strategic office for disseminating information on facilities management, allowing the company to expand its business opportunities.

Furthermore, as part of consolidating head office functions, the company will review its business processes, reduce head office staff by 20%, and reassign those employees directly to relevant departments to improve productivity.

Group management

Establishment of Aeon Delight Connect for management of small and medium facilities

In March 2021, the company merged A to Z Service Co., Ltd., an interior construction and maintenance services provider for mainly Kanto-area small and medium facilities, with Do Service Co., Ltd., a cleaning services provider for mainly Kansai-area small and medium facilities, to create Aeon Delight Connect Co., Ltd. The new company is set to become a core company within the group providing comprehensive facility management services for small and medium facilities throughout Japan. The reorganization allows the company to expand the service area of A to Z Service and Do Service and increase the services available to existing customers. Aeon Delight has mobilized its management team to join sales staff in marketing activities, targeting nationwide convenience store, restaurant, supermarket, and clothing store chains.

Establishment of company to oversee China business

In April 2021, the company established Aeon Delight China (AD China) to oversee its operations in China. It had already established a local subsidiary in Beijing in 2007. Thereafter, it built a business foundation and expanded its service network in China by adding to the group two local companies; Aeon Delight Jiangsu in 2012 and Wuhan Xiaozhu Property Management in 2013. Taking advantage of the expertise and energy-saving technologies the company has cultivated in Japan, the two subsidiaries, Aeon Delight Jiangsu and Wuhan Xiaozhu, have expanded their businesses by participating in regional redevelopment projects and providing services in various regions and types of facilities, including large commercial facilities, upscale residential buildings, and transportation infrastructure facilities.

With the establishment of AD China, the company aims to promote synergies among companies operating in China and enable comprehensive management of the quality of services provided there, so that it can establish the Aeon Delight brand in China as a reliable brand. In addition, it will accelerate growth in China by providing support to its companies operating there, especially in the North, East, Central, and South China areas.

In October 2022, Aeon Delight made its Chinese subsidiary Aeon Delight (China), whose main line of business was facility management, an investment company, and renamed the subsidiary Aeon Delight (China) Investment Holdings Co., Ltd. The company also increased its stake in the subsidiary.

- ▶ Purpose: The company intends to acquire local facility management companies and new businesses that operate in various regions in China to expand its China business. Having made Aeon Delight (China) an investment company, the company can now invest in local companies operating in other industries, thereby further expanding the scope of its China operations. It also increased its stake in the subsidiary to actively carry out M&A activities.
- ▶ Outlook: The company targets FY02/25 sales of JPY60.0bn (versus JPY17.0bn in FY02/22) for its China business. Of the JPY60.0bn sales target, the company aims to generate JPY40.0bn through organic growth and JPY20.0bn from acquisitions. It intends to invest in local companies that have expertise and customer bases in the energy and environment-related field, parking lot and parking facility operations, and in fields other than facility management where the company has already developed a business in the country. It aims to grow sales through synergies generated through cross-selling while continuing to push forward with business diversification. Depending on the project, the company's headquarters in Japan may further increase its stake in Aeon Delight (China) Investment Holdings.

Aeon Delight also aims to expand its operations in Vietnam, where it expects Aeon Mall to actively open new stores. It will particularly target Japanese companies entering the Vietnamese market.

Consideration of M&A candidates

The company considers M&A to be an important strategy for achieving the goals of its Vision 2025 plan, so in the five years from FY02/22 to FY02/26 it will consider M&A, with a maximum ownership limit of about JPY25.0bn. M&A objectives would be to create regional economic zones and overseas bases and to expand the company's business domain (for example, by acquiring companies that conduct facilities management business for hospitals or factories).

In selecting investment projects, the company will take into account the capital cost and implement the following three financial measures. First, it will decide a standard for holding a certain level of liquidity on hand; second, it will secure a variety of financing sources; and third, it will establish financial discipline. To ensure adequate liquidity on hand, it maintains cash and deposits (about JPY50.0bn) equivalent to two months' sales (1.5 months for working capital and 0.5 months as a risk reserve), while taking into account the cost of capital. The company plans to use surplus cash and deposits mainly for M&A.

and other growth strategies, but may also invest in low risk options such as securities. It intends to invest for growth, including M&A, and has obtained a credit rating with a view to financing externally in case it is unable to cover investments with its own cash reserves. When financing externally, the company understands that it needs to maintain a certain degree of financial discipline, such as reducing its net assets in line with its ROE target.

Promotion of shared services and creation of a suitable organizational culture

Aeon Delight will continue working to enhance group governance to prevent improper conduct by group companies. As part of this effort, it will promote the consolidation of finance and accounting departments (shared services) to increase the reliability of financial statements produced by group companies. Based on reflection regarding the accounting irregularities at the old Kajitaku, the company established an organizational culture committee, because it is critical to have a suitable organizational culture to complement basic administrative mechanisms and rules.

Business

Business description

Aeon Delight provides maintenance services for retail facilities and office buildings. The company, formerly known as Japan Maintenance (a subsidiary of MyCal Corp.), was established mainly to undertake maintenance at Mycal stores in November 1972.

Mycal filed for bankruptcy in September 2001 and became a subsidiary of Aeon in 2003. Japan Maintenance merged with Aeon Techno Service and the name was changed to Aeon Delight in September 2006. In FY02/23, the company derived 63.4% of sales from Aeon Retail Co., Ltd. and other Aeon group companies. Aeon Delight handles between 60% and 90% of the facilities management work required by Aeon group customers such as Aeon Retail, Aeon Mall, and MaxValue.

Aeon Delight is active in acquisitions. It has purchased companies in cleaning, building management, and store interior construction. It has also purchased domestic and overseas companies in businesses ancillary to facilities management, and been proactive in seeking out alliances in other formats.

Business model

Aeon Delight became a leading integrated facilities management operator through its relationship with the Aeon group. The company derives its earnings by providing an integrated, all-in-one package of facilities management services to large retail and commercial properties. It was able to differentiate itself from competitors by its expertise and costs competitiveness. Competitors included Tokyu Community Corp. (not listed), Biru Daiko Co., Ltd., Nihon Housing Co., Ltd. (TSE Standard: 4781), and Nippon Kanzai Co., Ltd. (TSE Prime: 9728).

There are three type of property management, residential, commercial, and office buildings. Most of these competitors were mainly involved in residential management of condominiums. Few other large companies were focused on commercial facilities and building management due the high costs involved. The company was able to gain expertise in commercial property management through servicing large retail facilities such as shopping malls and supermarkets. The property maintenance industry includes over 5,000 companies, most of which are small and medium-sized businesses.

The structure of the building maintenance industry resembles that of the construction industry, with second- and third-tier subcontractors working under prime contractors. Aeon Delight, a prime contractor, uses a number of subcontractors. Most of its contracts are signed on an annual basis, which are almost always renewed. In other words, it has a recurring-revenue structure.

The company renegotiates contracts once a year, a process that regularly challenges its pricing, quality, and ability to offer clients attractive packages. For example, the parent company Aeon conducts a competitive bidding to keep the process fair and open. However, Aeon Delight is able to provide competitive bids given its knowledge of the client's needs, and know-how. Its superior position as a large company with comprehensive reliable services will be further enhanced as the size of buildings expands. The company is able to handle large facilities maintenance given its size and economy of scale, which further reinforces its strength and position. Thus, Shared Research believes that Aeon Delight's position within the commercial facilities industry is likely to improve, as the company has know-how and expertise.

Business overview

Aeon Delight operates seven main business segments: Facilities Management, Security Services, Cleaning Services, Construction Work, Materials and Supplies Sourcing Services, Vending Machines, and Support Services.

Customers outside the Aeon group include commercial facilities, office buildings and offices, hotels and lodging facilities, medical and welfare facilities, school facilities, factories and workshops, warehouses and logistics centers, public facilities, various events, and others.

Account management

The company is stepping up its initiatives in the area of account management. In the past, the company communicated with customers at the segment level. Now, it is assigning account managers to major customers and creating a system to manage customer information centrally. By better understanding customers and their industries, the company aims to increase

customer satisfaction and expand its own business through customer referrals to other segments. Through account management, the company proposes that services covering multiple departments be provided collectively (for instance, operations related to Facilities Management could be handled by Construction Work) and that the same services are provided throughout the country to customers that are operating on a nationwide basis.

The company is also promoting industry-specific proposals. The company is analyzing the information it collects on customers and industries through account management, and has brought in personnel with expertise in the industries it targets.

Facilities Management

Facilities Management (JPYmn)	FY02/14 Act.	FY02/15 Act.	FY02/16 Act.	FY02/17 Act.	FY02/18 Act.	FY02/19 Act.	FY02/20 Act.	FY02/21 Act.	FY02/22 Act.	FY02/23 Act.
Sales	43,458	45,839	48,962	50,551	52,699	56,364	58,289	58,223	61,538	64,794
YoY	3.3%	5.5%	6.8%	3.2%	4.2%	7.0%	3.4%	-0.1%	5.7%	5.3%
Operating profit	4,725	4,217	4,206	4,350	4,644	5,558	5,293	5,175	5,495	5,810
YoY	1.4%	-10.8%	-0.3%	3.4%	6.8%	19.7%	-4.8%	-2.2%	6.2%	5.7%
Operating profit margin	10.9%	9.2%	8.6%	8.6%	8.8%	9.9%	9.1%	8.9%	8.9%	9.0%

Source: Shared Research based on company materials

Note: The company adopted the Accounting Standard for Revenue Recognition from Q1 FY02/23. The figures for YoY comparisons for FY02/23 are based on FY02/22 figures retroactively adjusted under the new accounting standard.

In this segment, the company carries out maintenance, inspection, and servicing of building facilities.

This segment is involved in inspection, protection, and maintenance of facilities, providing monitoring support 24 hours a day, 365 days a year. Specific services are tailored to meet the needs of individual clients. This is a staple business for Aeon Delight with few contract cancellations. Licensed technicians (such as electricians) are on standby at all times in large shopping centers. Specifically, the company manages utilities such as electricity, water, and gas, HVAC (operations, repairs, construction, and required inspections), exit and entrance management, anti-theft measures, and automobile parking. Operating profit margin is about 9%. Required facilities are purchased by the client (property owner), and primarily costs incurred by the company are personnel costs and facilities management costs (water and utilities costs and depreciation). The company puts personnel on-site at large retail facilities, while smaller facilities are visited periodically and monitored remotely.

Aeon Delight provide services for Aeon group commercial facilities, as well as stores for retailers, manufacturers, and other non-group companies with multiple locations, factories, and offices.

The facilities management industry is facing a shortage of legally qualified personnel. Aeon Delight is ahead of its competitors in securing such personnel, as the introduction of area management has enabled labor savings. Further, as the company operates nationwide, it is able to recruit legally qualified personnel from all over Japan. Against such background, the company has been receiving an increasing number of new contracts from customers who have switched from other companies.

Area management

In March 2021, Aeon Delight set up customer service centers at all eight branches in Japan and rolled out remote support systems for customer facilities. The company also installed security cameras and sensors at facilities under management to automate on-site management tasks and save labor. In addition to setting up such a system, the company adopted an area management strategy, which involves the sharing of facilities management personnel in a given area with reference to customers' needs and attributes of each facility and region, and this led to cost reductions through labor savings and automation. The company first introduced the strategy primarily for Aeon Retail stores among the several thousand facilities under contract.

Utilization of technology: Next-generation facilities management model

The next-generation facilities management model uses an open facilities management network system the company has developed. This system introduces IoT into facilities management. Data are measured automatically by sensors installed throughout customers' facilities. These data are consolidated in the cloud, reducing manpower and time while allowing all data to be managed at once.

Using IoT, the system performs remote monitoring and automatic control of air conditioning and lighting. It is an open network utilizing existing control equipment and IoT; it has a low installation cost (in some cases, it can reduce costs by half through multiple vendors); enables lower operation costs by reducing necessary manpower through remote monitoring; and saves energy. The company is watching out for replacement demand for central monitors (every 15–20 years) to capture replacement orders with its accumulated commercial facilities management know-how.

While leveraging its track record for large commercial facilities, its specialty, the company is also rolling out the system in other areas including drug stores to secure market share. In Asia ex. Japan, new purchases account for most market demand while in Japan most demand is replacement demand. The company intends to make its services the de facto industry standard in conventional facilities management.

The company appears to be considering several business models such as one that generates more sales and profits at installation, one that generates sales and profit through operation, and one that generates profit when energy savings or other measures exceed a certain level. The company's next-generation facilities management system, one of its value-added services, leads to less manpower required for commercial facilities. As such, profitability is expected to rise with sales.

Monitoring screens displayed at a large facility in Chiba (operates in parallel with a central monitor)



Source: Shared Research based on company data

Security Services

Security Services (JPYmn)	FY02/14 Act.	FY02/15 Act.	FY02/16 Act.	FY02/17 Act.	FY02/18 Act.	FY02/19 Act.	FY02/20 Act.	FY02/21 Act.	FY02/22 Act.	FY02/23 Act.
Sales	34,242	36,622	38,456	41,068	43,290	44,492	44,647	44,393	47,239	49,478
YoY	7.7%	7.0%	5.0%	6.8%	5.4%	2.8%	0.3%	-0.6%	6.4%	4.7%
Operating profit	2,865	3,102	3,032	3,110	2,857	2,881	3,038	3,307	3,435	3,279
YoY	6.4%	8.3%	-2.3%	2.6%	-8.1%	0.8%	5.4%	8.9%	3.9%	-4.5%
Operating profit margin	8.4%	8.5%	7.9%	7.6%	6.6%	6.5%	6.8%	7.4%	7.3%	6.6%

Source: Shared Research based on company data

This segment provides comprehensive security services (i.e., security for facilities, security to handle crowds and traffic, and protection of valuable goods). By combining manual labor and the latest advances in technology, the company provides customized security solutions to clients.

It places security guards at client facilities, and recurring revenue business with ongoing security services is common. This segment outsources most of its work to Aeon Delight Security, a subsidiary. Due to heavy personnel costs for security guards, the operating profit margin is stuck at about 7%. The industry is experiencing a rise in personnel expenses due to chronic labor shortages. However, the company is promoting the systematization of store entry and exit management and opening and closing operations to improve profitability.

The company also offers an attendant security service, which is similar in nature to a concierge service. Attendants are female security guards that also provide information services to patrons. This service was started in an effort to shed the old "security guard" image and provide a more hospitable environment. Although costs will arise from staff training, this business provides high added value.

In Japan, in addition to Aeon group commercial facilities, Aeon Delight provides services to facilities outside the group (automakers, hospitals, hotels, commercial complexes, and business centers of financial institutions), and in China, to government-affiliated properties, commercial complexes, and condominiums.

Cleaning Services

Cleaning Services (JPYmn)	FY02/14 Act.	FY02/15 Act.	FY02/16 Act.	FY02/17 Act.	FY02/18 Act.	FY02/19 Act.	FY02/20 Act.	FY02/21 Act.	FY02/22 Act.	FY02/23 Act.
Sales	42,320	44,287	47,870	53,365	55,297	58,185	62,362	62,459	66,963	68,336
YoY	4.4%	4.6%	8.1%	11.5%	3.6%	5.2%	7.2%	0.2%	7.2%	2.1%
Operating profit	5,716	6,289	6,031	6,012	6,228	6,694	6,967	7,324	8,106	7,014
YoY	-3.4%	10.0%	-4.1%	-0.3%	3.6%	7.5%	4.1%	5.1%	10.7%	-13.5%
Operating profit margin	13.5%	14.2%	12.6%	11.3%	11.3%	11.5%	11.2%	11.7%	12.1%	10.3%

Source: Shared Research based on company data

The company provides cleaning services, mainly in large shopping centers for the Aeon group. Because large commercial facilities tend to have a wide variety of people passing through and frequent layout changes, it is a relatively difficult area of the cleaning industry. Although it is a labor-intensive business, the company has implemented measures to increase efficiency of large machinery such as floor cleaners. These and other initiatives serve to standardize and increase the efficiency of work performed. This is a recurring revenue business and the company has built long-term relationships with about 80% of its customers in this segment.

On an orders-received basis, the business is composed of about 10–20% work performed directly by the parent company, and 80–90% work performed by outsourcing partners. Primary outsourcing partners are Aeon Delight Connect Co., Ltd. and Kankouseibi Co., Ltd. Approximately 30,000 persons are involved in the cleaning services business.

Hygienic cleaning

The company leverages the track record and expertise it has built up through hospital-oriented hygienic cleaning and New Standard Cleaning, a cleaning method for maintaining a hygienic, attractive environment developed based on the company's proprietary cleaning services previously provided to hospitals. It focuses to offer high value-added services to raise facilities' hygiene levels. Since the outbreak of COVID-19, demand for disinfection cleaning, quarantine cleaning, and special cleaning to prevent the spread of infection has increased, and the company established a specialized organization in April 2022 to strengthen related proposals. This has led to development of new non-group customers, such as hospitals and hotels.

Contract renewal for hygienic cleaning services at hospitals typically happens every year, so it is difficult to turn it into a recurring revenue business. That said, a limited number of companies have the scale needed to provide bulk cleaning services for major groups with many medical facilities nationwide. Aeon Delight presents proposals capitalizing on its bases nationwide; its name recognition as a publicly traded company and as a member of the Aeon group; its track record with major medical institutions; and the visible quality of its cleaning services.

Construction Work

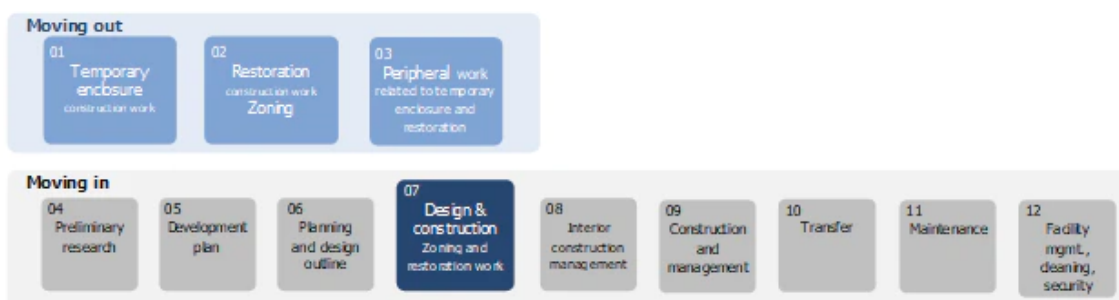
Construction Work (JPYmn)	FY02/14	FY02/15	FY02/16	FY02/17	FY02/18	FY02/19	FY02/20	FY02/21	FY02/22	FY02/23
	Act.	Act.	Act.	Act.	Act.	Act.	Act.	Act.	Act.	Act.
Sales	45,630	41,972	43,855	45,814	40,897	41,470	41,844	40,657	43,015	52,084
YoY	-14.0%	-8.0%	4.5%	4.5%	-10.7%	1.4%	0.9%	-2.8%	5.8%	21.1%
Operating profit	2,580	2,807	3,218	3,210	3,305	3,989	3,816	3,880	3,583	4,080
YoY	16.8%	8.8%	14.6%	-0.2%	3.0%	20.7%	-4.3%	1.7%	-7.7%	13.9%
Operating profit margin	5.7%	6.7%	7.3%	7.0%	8.1%	9.6%	9.1%	9.5%	8.3%	7.8%

Source: Shared Research based on company data

In this segment, the company conducts large-scale renovation, interior planning and design, and restoration. It also proposes energy-saving and CO2 reduction solutions and installs related devices. In addition, it installs solar power systems and offer energy data management services. In this segment, the company generates roughly 60% of its sales from Aeon group companies. Renovation is remodeling (not designing) of Aeon retail locations, such as replacing signage, or modifying retail floor space. In recent years, there has been an increasing amount of work related to changeover of tenants inside Aeon Malls (restoration and new interiors). In March 2021, Aeon Delight absorbed store design specialist U-COM, and the upstream approach has enabled it to win an increasing number of contracts from outside the Aeon group.

With material prices on the rise, the company established a department specializing in estimating construction costs in FY02/23. It plans to improve profitability by increasing estimate accuracy and strengthening cost negotiations.

Construction work process for commercial facility tenant replacement



Source: Shared Research based on company data

Materials and Supplies Sourcing Services

Materials and Supplies Sourcing (JPYmn)	FY02/14	FY02/15	FY02/16	FY02/17	FY02/18	FY02/19	FY02/20	FY02/21	FY02/22	FY02/23
	Act.	Act.	Act.	Act.	Act.	Act.	Act.	Act.	Act.	Act.
Sales	44,543	47,618	50,516	50,740	50,265	51,007	51,125	53,060	56,497	41,544
YoY	13.4%	6.9%	6.1%	0.4%	-0.9%	1.5%	0.2%	3.8%	6.5%	4.8%
Operating profit	2,333	2,111	2,806	2,774	2,868	2,779	2,489	2,467	2,560	1,999
YoY	59.6%	-9.5%	32.9%	-1.1%	3.4%	-3.1%	-10.4%	-0.9%	3.8%	-21.9%
Operating profit margin	5.2%	4.4%	5.6%	5.5%	5.7%	5.4%	4.9%	4.6%	4.5%	4.8%

Source: Shared Research based on company data

Note: The company adopted the Accounting Standard for Revenue Recognition from Q1 FY02/23. The figures for YoY comparisons for FY02/23 are based on FY02/22 figures retroactively adjusted under the new accounting standard.

Through efficient logistics, the company in this business aims to reduce costs and improve operational efficiency at customer companies in procuring intermediate materials used in offices and retail stores. The company handles materials for sales at stores (plastic shopping bags and gift bags), uniforms, and other consumables (stationery for employees and cleaning materials). In recent years, the company has strengthened its handling of environmentally friendly packaging materials.

In this business, stores running out of inventories of materials is not an option. The company also performs logistics functions for customers. Through efficient logistics operations, it aims to reduce costs and improve operational efficiency related to the procurement of intermediate materials. Even though this is a business where adding value is difficult, the company maintains an OPM of around 5%. The rises in crude oil prices, raw materials, and distribution costs will increase the purchase costs of packaging materials. In addition to streamlining distribution costs, the company continues to make efforts to reflect rising costs in selling prices.

Collaborating with other businesses, the company sold cleaning and sanitation materials to customers in Cleaning Services, and materials and equipment to those in Facilities Management and Security Services.

Vending Machine Services

Vending Machine Services (JPYmn)	FY02/14	FY02/15	FY02/16	FY02/17	FY02/18	FY02/19	FY02/20	FY02/21	FY02/22	FY02/23
	Act.	Act.	Act.	Act.	Act.	Act.	Act.	Act.	Act.	Act.
Sales	33,329	34,825	32,741	32,879	32,834	31,955	31,544	25,453	26,353	9,466
YoY	6.8%	4.5%	-6.0%	0.4%	-0.1%	-2.7%	-1.3%	-19.3%	3.5%	1.3%
Operating profit	3,068	2,965	2,846	2,812	2,105	1,164	1,396	653	608	1,083
YoY	28.0%	-3.4%	-4.0%	-1.2%	-25.1%	-44.7%	19.9%	-53.2%	-6.9%	78.1%
Operating profit margin	9.2%	8.5%	8.7%	8.6%	6.4%	3.6%	4.4%	2.6%	2.3%	11.4%

Source: Shared Research based on company data

Note: The company adopted the Accounting Standard for Revenue Recognition from Q1 FY02/23. The figures for YoY comparisons for FY02/23 are based on FY02/22 figures retroactively adjusted under the new accounting standard.

In this segment, the company operates soft drink vending machines. It also creates relaxation areas with foliage plants and air purification equipment.

The company's vending machines stock a variety of products from different manufacturers. About 80% of vending machine sales come from machine in supermarkets belonging to the Aeon group. The remaining 20% of sales come from machines in shopping malls operated by non-Aeon companies. The business started in September 2010, when Aeon Delight acquired vending machine operator Certo Corp., which spun off from the trading division of Aeon.

The company operates its own vending machines as well as those owned by partners such as beverage makers' sales companies. Beverage purchasing and vending machine restocking are outsourced to operators, while the company determines locations and coordinates the product lineup. The company's sales are roughly tied to beverage sales, with additional compensation from the manufacturers. Operating profit is the amount left after paying commissions to operators and installation sites.

Support Services

Support Services (JPYmn)	FY02/14	FY02/15	FY02/16	FY02/17	FY02/18	FY02/19	FY02/20	FY02/21	FY02/22	FY02/23
	Act.	Act.	Act.	Act.	Act.	Act.	Act.	Act.	Act.	Act.
Sales	13,129	14,406	15,524	18,188	17,325	19,439	18,768	15,837	16,049	18,070
YoY	20.0%	9.7%	7.8%	17.2%	-4.7%	12.2%	-3.5%	-15.6%	1.3%	12.6%
Operating profit	336	281	-580	-850	-1,466	-2,270	416	-75	441	462
YoY	-54.7%	-16.4%	-	-	-	-	-	-	-	4.8%
Operating profit margin	2.6%	2.0%	-3.7%	-4.7%	-8.5%	-11.7%	2.2%	-0.5%	2.7%	2.6%

Source: Shared Research based on company data

In this segment, the company provides travel agency services, education and human resource services, business process outsourcing (BPO), housework support services, business travel services, training services, and staffing services. Much of these support services are conducted by companies acquired through M&A.

Development of BPO services began with the acquisition of General Services, Inc. Services that BPO undertake include cost management, salary calculations, administrative functions, social security and welfare, receipt of telephone calls, and system management.

The main subsidiaries in the segment are 1) Aeon Compass: mainly B2B services including Business Travel Management (domestic business trips, support for overseas assignments) and MICE (planning and management of meetings, seminars, trainings), and 2) Aquitia: household support services. Aeon Delight Academy, Co., Ltd. operates the "Aeon Delight Academy Nagahama" in Shiga Prefecture to provide real-world training. It also operates a staffing service for technical professions.

The company provides a wide range of services such as travel agency and event-related services for the Aeon group. It also offers on-site shipping services for Aeon Mall facilities. The company also addresses non-group customers' outsourcing needs associated with management and operation of contracted facilities and their surroundings. (e.g., operation of venues for new employee welcoming ceremonies and employee training, and operations peripheral to building maintenance). In China, it offers maintenance and peripheral services for government buildings and support services for new buildings.

Overseas business

Overseas, the company is active in China, Malaysia, Vietnam, and Indonesia, operating in the Facilities Management, Security Services, Cleaning Services, and Support Services segments. Around half of overseas customers are Aeon group companies. Overseas operations accounted for 9.8% of sales in FY02/23. The company uses a three-pronged growth strategy that addresses safety and security, manpower shortage, and the environment, and aims to expand its contracted facilities management services throughout the Asian region. In China, the strategy is to provide quality facilities management centered on North, East, Central, and South China to boost the Aeon Delight brand profile.

Sales from overseas operations are included in each business.

China

In China, the company is expanding its business domain to include property management services (maintenance and operation of facilities), catering (peripheral operations for building management), cleaning services, and services for residents in nursing homes, centering on quality facilities management services.

The company operates in Beijing, Hebei, Tianjin, Shandong, Jiangsu, Shanghai, Zhejiang, Hubei, Guangdong, and Hunan. It provides services to a variety of facilities, including large shopping centers, luxury residences, and transportation infrastructure facilities. It also participates in community redevelopment projects.

M&A activities

The company targets sales of JPY60.0bn for the China business in FY02/26 (vs JPY22.7bn in FY02/23). The breakdown of the JPY60.0bn sales is JPY40.0bn from organic growth and JPY20.0bn from acquisitions. In China, the company is actively utilizing acquisitions and business alliances to acquire expertise, expand its business domain, and strengthen its customer base. It plans to expand its business throughout China in the future. The company engages in facilities management operations in China. In addition, it aims to invest in local companies that have expertise and customer bases in energy, environment, and parking lot management, and companies that provide security and cleaning services for local hospitals and factories of Japanese companies.

Main subsidiaries

- ▶ Aeon Delight Jiangsu: One of the core operating companies. It provides security, cleaning, and support services for government-affiliated facilities, offices, and commercial facilities. It is working to contract new properties and increase its share of customer wallets. In June 2021, Aeon Delight Jiangsu acquired a 60% stake in Suzhou Nakamura Integrated Facility Management Service (making it a subsidiary), which has a high level of knowledge and success in contracting services for Japanese-owned factories, in order to expand market share in Suzhou where there is significant growth in factories owned by Japanese businesses.
- ▶ Wuhan Xiaozhu: One of the core operating companies. It became a subsidiary in 2013. It is a major property management company in Wuhan, Hubei Province, and holds a first-class license for property management.

- ▶ **Aeon Delight (China):** Aeon Delight (China) was established in 2021 to further grow businesses in China. (Its form was changed from a facilities management company to an investment company, and it was renamed to Aeon Delight (China) Investment Holdings Co., Ltd.) It oversees the company's businesses in China. It is responsible for strengthening group governance, generating synergies among operating companies, and controlling the quality of services provided in China. As an investment company, it is able to invest in local companies in other industries.
- ▶ **Zhejiang Metelan Property Management:** Became a subsidiary in March 2022. It is a local company that manages and operates healthcare facilities in Zhejiang and Jiangxi provinces.

ASEAN

In the ASEAN region, the company has subsidiaries in Indonesia, Malaysia, and Vietnam.

The company is making preparations to establish a head office for the ASEAN business in Malaysia to reinforce group governance and develop a new growth strategy for the region as a whole. The company's ASEAN business has governance issues, more so than the China business, and so the company is dispatching personnel from Japan to address these issues and strengthen governance of the local business.

- ▶ **Malaysia:** FY02/23 sales were JPY2.3bn. The company provides facilities management, repair, and cleaning and disinfecting services for Aeon Malaysia facilities as well as non-group facilities.
- ▶ **Vietnam:** FY02/23 sales were JPY4.0bn. Target customers are commercial facilities in Vietnam and Cambodia. Aeon Mall is strengthening store openings in Vietnam and plans to accelerate further store openings from 2025 to 2026. Aeon Delight is also working to strengthen its system by increasing the personnel headcount.
- ▶ **Indonesia:** FY02/23 sales amounted to JPY4.2bn. The company offers its expertise in facilities management. It also aims to win local contracts. Personnel costs are on an upward trend as the company works to improve working conditions following the revision of the law. Indonesia is a larger market within the ASEAN region, and the company has access to the customer base of a cleaning company it purchased in the country in 2018. It is building local infrastructure by dispatching staff from Japan with an eye toward expanding contracts with Aeon group facilities.

Strengths and weaknesses

Strengths

- ▶ **Strong ties with the Aeon group:** Aeon Delight is a subsidiary of Aeon Co., Ltd., and 63.4% of sales were generated from the Aeon group in FY02/23. This provides for stable sales, and the Aeon group's expansion into Asia is also proving to be a positive factor for Aeon Delight's growth. The company is able to leverage economies of scale from the Aeon group, and has accumulated expertise in facilities management from its transactions with Aeon. This provides for a stable recurring-revenue model.
- ▶ **Industry leader in facilities management:** Aeon Delight is the industry leader capable of providing integrated all-in-one building maintenance services such as facilities management, security, cleaning, and renovations that are non-core activities for many companies. Its competitors can only provide one to two of these services (i.e., security or cleaning). The number of companies that can provide one-stop services is limited.
- ▶ **Ability to generate stable cash flows:** Over the past five years, average operating cashflow has been JPY10.3bn per annum, and the company has spent JPY2.7bn per year on the acquisition of tangible fixed assets, generating total cashflow of about JPY7.7bn. The company is using stable cash flow to invest strategically in acquisitions and technological development based on its longer-term vision. If there are no investment outlets that meet its growth strategy, the cash flow funds shareholder returns. Over the past five years, Aeon Delight has spent an average of JPY3.8bn in dividend payments (cash flow basis) yearly. In FY02/19 it spent JPY9.9bn on a share buyback. In FY02/23, the company achieved a dividend payout ratio of 40% or more ahead of schedule, marking the 19th consecutive fiscal year of dividend increases.

Weaknesses

- ▶ **Limited organic growth:** Aeon Delight depends mainly on the domestic market; overseas sales accounted for just 9.8% of total sales in FY02/23. The markets for its existing businesses in Japan are mature, which is a weakness in terms of the

- ▶ company's growth potential. To sustain growth, Aeon Delight must rely on aggressive development overseas and winning contracts in ancillary businesses as a facilities management company and growing market share.
- ▶ Heavy dependence on the Aeon group: Aeon Delight is a consolidated subsidiary of Aeon, and the Aeon group accounted for 63.4% of sales in FY02/23. A drawback of such a strong relationship is that the parent company may ask for support in pursuing its agenda. Recently, Aeon acquired 50% of Tesco Japan, the U.K. supermarket chain operator's Japan retail business. A joint venture company, Aeon Every Co., Ltd. is in charge of supermarket operations. The parent Aeon could ask the company for support in future acquisitions.
- ▶ Mature property management market: The property management market is relatively mature. However, small retail stores in urban areas offer growth opportunities given the greater number of customer volume. Many small retailers are renovating their stores and upgrading facilities. Aeon Delight's expertise has been in large facilities, mainly supporting the Aeon group retail stores such as shopping centers and supermarkets. As smaller commercial facilities emerge in large urban areas, the question remains whether the company can successfully adapt its facilities maintenance know-how to this segment of the market. The company may need to look at this segment for growth.

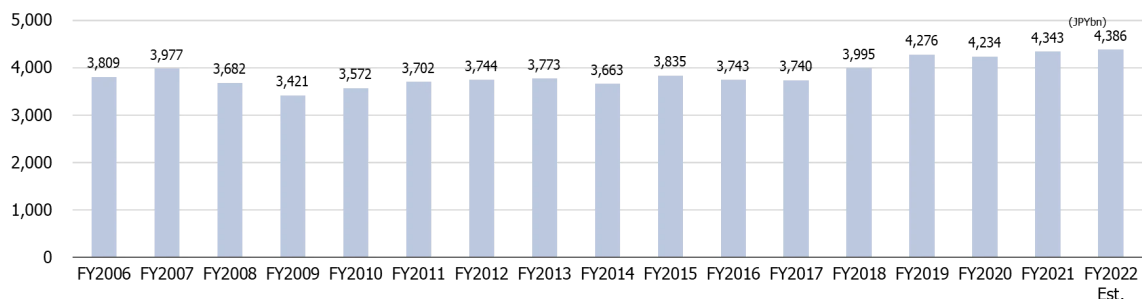
Market and value chain

Market overview

Japan's building maintenance market was worth roughly JPY4.3tn in FY2021, up 2.6% YoY, according to a survey released in November 2022 by Yano Research Institute Ltd.

Building maintenance market includes building cleaning, facilities maintenance, and security services. It also includes repair work, renovation work, and renewal work undertaken by building maintenance companies. But businesses unrelated to building maintenance are not included in the data even though they are undertaken by these companies.

Scale of the building management market (prime contractor basis)



Source: Shared Research based on Yano Research Institute Ltd. materials (October 2021)

Building maintenance services were mainly used by office buildings (21.8%), shops and commercial facilities (18.2%), medical and welfare facilities (10.1%), factories and workplaces (9.4%), and education facilities (9.5%). The company has a significant share of the shop and commercial facilities market, but low shares in office buildings, medical and welfare facilities, and factories and work places, leaving room for growth.

Sales growth rates by end user were up 2.9% YoY for office buildings, up 2.1% YoY for shops and commercial facilities, up 3.6% YoY for medical and welfare facilities, up 1.7% YoY for factories and workplaces, and up 0.3% YoY for education facilities.

Building maintenance market (by building use)

	FY2018	FY2019	FY2020	FY2021 (Est.)
Residential	134.7	151.5	153.6	157.9
YoY	7.4%	12.5%	1.4%	2.8%
Non-residential	3,860.5	4,124.8	4,080.1	4,184.5
YoY	6.8%	6.8%	-1.1%	2.6%
Office buildings	875.4	933.2	919.4	946.0
YoY	6.4%	6.6%	-1.5%	2.9%
Stores and commercial facilities	736.8	783.2	772.2	788.4
YoY	6.5%	6.3%	-1.4%	2.1%
Medical and welfare facilities	390.8	423.6	424.1	439.4
YoY	8.1%	8.4%	0.1%	3.6%
Educational facilities	403.6	424.1	411.9	413.2
YoY	5.2%	5.1%	-2.9%	0.3%
Factories and workshops	387.4	409.2	401.1	407.6
YoY	6.1%	5.6%	-2.0%	1.6%

Source: Shared Research based on Yano Research Institute Ltd. materials (November 2022)

Aeon group stores by format (domestic and overseas)

	FY02/14	FY02/15	FY02/16	FY02/17	FY02/18	FY02/19	FY02/20	FY02/21	FY02/22	FY02/23
GMS	617	618	625	626	584	583	612	613	618	620
Supermarket	1,977	2,038	2,121	2,130	2,159	2,166	2,228	2,291	2,285	2,309
Discount store	353	381	530	566	568	587	592	599	605	605
DIY store	122	121	120	119	122	122	120	118	117	119
Supercenter	26	29	28	28	28	27	25	25	25	25
Department store	1	1	1	1	1	1	1	1	1	1
Specialty store	4,581	4,683	5,061	4,348	4,332	4,039	3,801	3,515	4,503	4,447
Convenience store	3,853	3,932	4,331	5,261	5,436	5,449	5,350	5,300	4,661	2,039
Drugstore and pharmacy		3,347	3,765	3,980	4,376	4,817	2,392	2,599	2,868	3,176
Other retail formats	756	884	803	856	907	1,015	1,150	1,252	1,341	1,405
Financial services	641	698	701	705	690	640	658	636	592	596
Services	1,519	1,640	1,934	2,013	2,045	2,070	2,016	1,999	1,978	2,049
Total	14,440	18,382	20,020	20,633	21,248	21,516	18,945	18,948	19,594	17,391
Aeon Mall	137	148	161	166	174	180	172	174	202	199
Aeon Town	122	130	134	138	139	140	145	147	150	151
Total	259	278	295	304	313	320	317	321	352	350

Source: Shared Research based on company data

Stores overseas by format

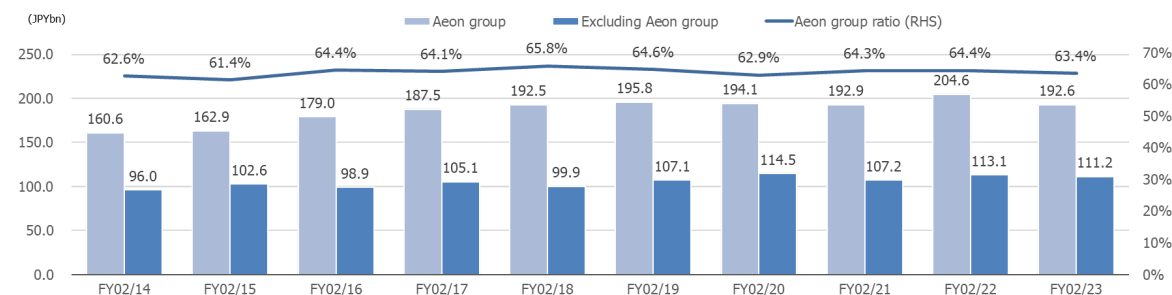
	FY02/14	FY02/15	FY02/16	FY02/17	FY02/18	FY02/19	FY02/20	FY02/21	FY02/22	FY02/23
GMS	69	77	84	87	94	96	101	103	103	101
Supermarket	95	101	115	173	150	150	125	125	131	131
Discount store	23	24	24	23	21	22	22	22	21	21
Convenience store	2,370	2,532	2,840	2,998	3,172	3,252	3,353	3,315	2,711	138
Drugstore	0	0	0	0	0	0	7	10	11	12
Specialty store	61	42	44	52	54	39	5	0	7	7
Other retail formats	29	30	79	97	115	124	148	147	153	153
Financial services	302	339	339	342	324	276	295	269	225	234
Services	95	180	282	335	390	426	446	431	425	435
Total	3,044	3,325	3,845	4,107	4,320	4,385	4,502	4,422	3,787	1,232

Source: Shared Research based on company data

Customers

In FY02/23, Aeon Delight generated almost 63.4% of its sales from the Aeon group companies, including Aeon Retail, Aeon Mall (TSE Prime: 8905), and MaxValu companies. The remainder comes from non-Aeon group customers that include commercial facilities, offices, hotels, medical facilities, schools, factories, warehouses, government offices, and event operators.

Sales composition by customer



Source: Shared Research based on company data

Outside Japan, Aeon Delight seeks to reduce its reliance on the Aeon group to about 40%.

Plans for overseas openings of Aeon Malls

	FY02/24	FY02/25	FY02/26
Overseas (stores)	2	4	11
China (stores)	1	2	4
ASEAN (stores)	1	2	7

Source: Shared Research based on Aeon Mall data

Overseas businesses of the Aeon group

Overseas stores: Aeon Mall	FY02/14	FY02/15	FY02/16	FY02/17	FY02/18	FY02/19	FY02/20	FY02/21	FY02/22	FY02/23
Total number of stores	5	9	17	19	24	27	30	32	34	37
China	4	6	12	13	17	19	21	21	22	22
ASEAN	1	3	5	6	7	8	9	11	12	15
Vietnam	1	2	3	4	4	4	5	6	6	6
Cambodia		1	1	1	1	2	2	2	2	3
Indonesia, Cambodia			1	1	2	2	2	3	5	6

Source: Shared Research based on Aeon Mall data

Competition

Aeon Delight derives some 60–70% of its sales from the Aeon group. Within the group, Aeon Delight's share in Aeon Retail is about 80%. The company's share in Aeon Mall is about 60%, while its share in MaxValu companies is between 60% and 70%.

Aeon Delight's competitors include SECOM Co., Ltd. and Sohgo Security Services Co., Ltd. in security services. It competes with Azbil Corporation (TSE Prime: 6845), Nippon Kanmai Co. Ltd. (TSE Prime: 9728), and Tokyu Community Corporation (not listed) in property management services. There are no major competitors that offer cleaning services; Aeon Delight competes with smaller, regional cleaning operators. In construction-related work, Aeon Delight competes with Azbil in the environmental solutions business, while in the energy-saving business, major rivals are NTT Facilities, Inc. (not listed) and Hitachi, Ltd. (TSE Prime: 6501).

Barriers to entry

Property management for residential and small office buildings has relatively low barriers to entry. However, the barriers are high for large facilities given the comprehensive services required. Smaller residential or office building owners are less concerned about having total package of services and usually focus on cleaning or security. However, large facilities require comprehensive services such as maintenance, cleaning, and security, all-in-one. Instead of hiring a contractor for each service, large building owners prefer to contract out these services to one company that is able to provide all of these services in package. Consequently, this enables Aeon Delight to enjoy a relatively high barrier of entry in its market niche, namely servicing large retail stores and office buildings, due to its expertise in providing an all-in-one package of services.

The company's market share within the Aeon group is high. Being a group company, Aeon Delight is well aware of the business practices and facility characteristics that are common throughout the Aeon group and the risk of its competitors gaining a significant portion of the market share is fairly slim.

Financial Statements

Income statement

Income statement	FY02/14	FY02/15	FY02/16	FY02/17	FY02/18	FY02/19	FY02/20	FY02/21	FY02/22	FY02/23
(JPYmn)	Cons.	Cons.	Cons.	Cons.	Cons.	Cons.	Cons.	Cons.	Cons.	Cons.
Sales	256,654	265,572	277,926	292,607	292,396	302,915	308,582	300,085	317,657	303,776
YoY	3.1%	3.5%	4.7%	5.3%	-0.1%	3.6%	1.9%	-2.8%	5.9%	-
Cost of sales	223,409	231,281	243,089	256,871	257,524	267,463	270,011	262,910	278,158	262,338
Gross profit	33,245	34,290	34,836	35,736	34,871	35,452	38,570	37,175	39,498	41,437
YoY	10.0%	3.1%	1.6%	2.6%	-2.4%	1.7%	8.8%	-3.6%	6.2%	-
Gross profit margin	13.0%	12.9%	12.5%	12.2%	11.9%	11.7%	12.5%	12.4%	12.4%	13.6%
SG&A expenses	18,622	18,900	20,280	21,596	21,961	22,421	22,569	21,945	23,764	25,623
YoY	14.1%	1.5%	7.3%	6.5%	1.7%	2.1%	0.7%	-2.8%	8.3%	-
SG&A ratio	7.3%	7.1%	7.3%	7.4%	7.5%	7.4%	7.3%	7.3%	7.5%	8.4%
Operating profit	14,622	15,390	14,556	14,139	12,909	13,030	16,001	15,230	15,733	15,814
YoY	5.2%	5.3%	-5.4%	-2.9%	-8.7%	0.9%	22.8%	-4.8%	3.3%	0.5%
Operating profit margin	5.7%	5.8%	5.2%	4.8%	4.4%	4.3%	5.2%	5.1%	5.0%	5.2%
Non-operating income (expenses)	-22	82	-22	124	472	332	-52	38	56	193
Non-operating income	163	228	253	434	608	590	339	432	448	446
Non-operating expenses	186	145	275	309	136	258	391	395	392	253
Recurring profit	14,600	15,472	14,534	14,263	13,381	13,362	15,949	15,268	15,789	16,006
YoY	5.1%	6.0%	-6.1%	-1.9%	-6.2%	-0.1%	19.4%	-4.3%	3.4%	1.4%
Recurring profit margin	5.7%	5.8%	5.2%	4.9%	4.6%	4.4%	5.2%	5.1%	5.0%	5.3%
Extraordinary gains (losses)	-1,180	-665	-408	-174	-1,135	-195	-401	-4,617	566	-430
Extraordinary gains	28	15	816	525	170	-	129	469	1,422	53
Extraordinary losses	1,208	680	1,224	699	1,305	195	530	5,086	856	483
Income taxes	6,192	6,530	6,492	6,462	5,251	6,087	5,954	-919	5,790	5,376
Implied tax rate	46.1%	44.1%	46.0%	45.9%	42.9%	46.2%	38.3%	-8.6%	35.4%	34.5%
Net income attributable to non-controlling interests	188	310	386	533	598	664	245	-110	-99	49
Net income	7,039	7,965	7,247	7,093	6,397	6,415	9,348	11,680	10,665	10,152
YoY	-6.3%	13.2%	-9.0%	-2.1%	-9.8%	0.3%	45.7%	24.9%	-8.7%	-4.8%
Net margin	2.7%	3.0%	2.6%	2.4%	2.2%	2.1%	3.0%	3.9%	3.4%	3.3%

Source: Shared Research based on company data

Note: The company restated prior-year results in June 2019.

Balance sheet

Balance sheet (JPYmn)	FY02/14	FY02/15	FY02/16	FY02/17	FY02/18	FY02/19	FY02/20	FY02/21	FY02/22	FY02/23
	Cons.	Cons.	Cons.	Cons.	Cons.	Cons.	Cons.	Cons.	Cons.	Cons.
Assets										
Cash and deposits	12,565	15,580	20,386	31,717	39,536	44,233	62,355	59,773	68,282	57,600
Accounts receivable	34,448	35,757	34,328	35,360	35,739	40,089	42,612	39,176	40,708	47,065
Allowance for doubtful accounts	-290	-168	-360	-202	-130	-167	-242	-212	-134	-95
Inventories	2,575	2,663	2,840	3,218	2,623	2,211	1,822	2,006	2,074	2,363
Deposits for consumption to subsidiaries and affiliates	32,420	41,326	37,362	31,713	32,000	16,000	-	-	-	-
Other	8,196	8,476	9,634	9,292	8,543	6,405	5,815	9,265	10,083	22,599
Total current assets	89,914	103,634	104,190	111,098	118,311	108,771	112,362	110,008	121,013	129,534
Buildings	1,046	1,009	1,629	1,631	1,582	1,479	1,458	1,671	1,629	1,494
Facilities and equipment for area management	238	211	190	175	-	-	-	-	-	-
Tools, furniture, and fixtures	2,487	2,516	2,651	3,307	4,892	5,064	4,846	4,264	3,589	2,967
Land	278	278	1,978	1,975	1,975	2,032	2,032	2,000	466	434
Construction in progress	-	-	-	-	-	-	-	-	-	-
Other fixed assets	209	345	610	1,974	1,591	1,585	1,334	1,545	1,394	1,604
Total tangible fixed assets	4,258	4,361	7,061	9,064	10,041	10,161	9,671	9,481	7,080	6,499
Goodwill	9,399	8,452	7,654	6,813	6,113	6,865	5,975	3,938	3,360	3,046
Other	1,609	1,867	2,352	1,989	1,699	1,338	1,209	1,579	2,293	3,324
Total intangible assets	11,008	10,320	10,006	8,802	7,813	8,103	7,185	5,518	5,653	6,371
Investment securities	3,897	3,768	4,463	4,546	5,334	4,256	3,623	3,960	3,720	4,021
Deferred tax assets	254	284	310	551	330	412	1,763	4,840	2,951	1,841
Other	1,877	2,750	3,896	4,342	3,458	3,264	2,347	2,766	2,470	2,378
Allowance for doubtful accounts	-199	-535	-494	-536	-610	-355	-36	-11	-30	-19
Investments and other assets	5,829	6,268	8,176	8,904	8,512	7,578	7,698	11,557	9,111	8,222
Total fixed assets	21,096	20,950	25,244	26,772	26,367	25,842	24,554	26,556	21,845	21,093
Total assets	111,010	124,584	129,434	137,870	144,678	134,614	136,917	136,565	142,859	150,628
Liabilities										
Accounts payable	21,876	24,934	28,457	25,114	25,820	25,967	23,388	22,170	22,070	25,901
Short-term debt	5	-	-	271	225	394	252	299	247	182
Other	12,622	15,771	17,377	21,666	18,541	20,137	20,410	17,466	17,156	17,203
Total current liabilities	39,309	46,639	45,834	47,051	49,060	51,408	48,864	44,123	43,892	48,406
Long-term debt	-	-	-	293	-	15	11	-	-	-
Other	1,556	2,387	3,925	5,921	6,474	7,652	6,756	4,160	3,543	2,827
Total fixed liabilities	1,556	2,387	3,925	6,214	6,474	7,667	6,767	4,160	3,544	2,830
Total liabilities	40,865	49,026	49,760	53,266	55,535	59,075	55,631	48,283	47,437	51,237
Capital stock	3,238	3,238	3,238	3,238	3,238	3,238	3,238	3,238	3,238	3,238
Capital surplus	18,818	18,850	18,862	18,949	19,019	13,888	13,880	13,226	13,239	4,739
Retained earnings	45,112	50,505	55,099	59,355	62,756	65,910	72,063	80,344	86,559	91,421
Treasury stock	-449	-443	-441	-436	-430	-10,327	-10,208	-10,123	-10,077	-3,415
Other comprehensive income	1,711	1,373	525	799	1,484	466	-86	662	1,619	2,413
Share subscription rights	165	166	221	263	303	299	186	119	86	86
Non-controlling interests	1,547	1,869	2,168	2,434	2,773	2,062	2,213	814	757	908
Total net assets	70,145	75,558	79,674	84,604	89,143	75,539	81,286	88,281	95,421	99,391
Working capital	15,147	13,486	8,711	13,464	12,542	16,333	21,046	19,012	20,712	23,527
Total interest-bearing debt	5	-	-	564	225	409	263	299	247	182
Net cash	44,980	56,906	57,748	62,866	71,311	59,824	62,092	59,474	68,035	57,418
Shareholders' equity	68,433	73,523	77,285	81,907	86,067	73,178	78,887	87,348	94,578	98,397
Equity ratio	61.6%	59.0%	59.7%	59.4%	59.5%	54.4%	57.6%	64.0%	66.2%	65.3%

Source: Shared Research based on company data

Note: The company restated prior-year results in June 2019.

Assets

In order of value, the company's assets are cash and deposits, accounts receivable, tangible fixed assets, and intangible assets. Interest-bearing debt is JPY182mn. The company has a cash-rich balance sheet. Tangible fixed assets and intangible assets are small as the company's business structure does not require a large balance sheet. In FY02/20 the company ended its policy of leaving deposits with Aeon, from a cash governance perspective.

Majority of its investment securities are with Aeon Mall (TSE Prime: 8905), Aeon Hokkaido (TSE Standard: 7512), Aeon Kyushu (TSE Standrd: 2653), Aeon Fantasy (TSE Prime: 4343), and MaxValu companies.

Shareholders' equity

At end-FY02/23, the equity ratio was 65.3%. Although it declined to 54.4% at end-FY02/19 following the restatement of prior-year earnings accompanying the Kajitaku accounting fraud, it subsequently recovered.

Profitability and financial ratios

Profit margins	FY02/14	FY02/15	FY02/16	FY02/17	FY02/18	FY02/19	FY02/20	FY02/21	FY02/22	FY02/23
(JPYmn)	Cons.	Cons.	Cons.	Cons.	Cons.	Cons.	Cons.	Cons.	Cons.	Cons.
Gross profit	33,245	34,290	34,836	35,736	34,871	35,452	38,570	37,175	39,498	41,437
Gross profit margin	13.0%	12.9%	12.5%	12.2%	11.9%	11.7%	12.5%	12.4%	12.4%	13.6%
Operating profit	14,622	15,390	14,556	14,139	12,909	13,030	16,001	15,230	15,733	15,814
Operating profit margin	5.7%	5.8%	5.2%	4.8%	4.4%	4.3%	5.2%	5.1%	5.0%	5.2%
EBITDA	17,054	17,501	17,014	16,928	16,038	16,391	19,168	18,458	19,210	19,105
EBITDA margin	6.6%	6.6%	6.1%	5.8%	5.5%	5.4%	6.2%	6.2%	6.0%	6.3%
Net margin	2.7%	3.0%	2.6%	2.4%	2.2%	2.1%	3.0%	3.9%	3.4%	3.3%
Financial ratios										
ROA (RP-based)	13.8%	13.1%	11.4%	10.7%	9.5%	9.6%	11.7%	11.2%	11.3%	10.9%
ROE	10.7%	11.2%	9.6%	8.9%	7.6%	8.1%	12.3%	14.1%	11.7%	10.5%
Total asset turnover	2.4	2.3	2.2	2.2	2.1	2.2	2.3	2.2	2.3	2.1
Working capital (JPYmn)	15,147	13,486	8,711	13,464	12,542	16,333	21,046	19,012	20,712	23,527
Current ratio	228.7%	222.2%	227.3%	236.1%	241.2%	211.6%	229.9%	249.3%	275.7%	267.6%
Quick ratio	201.3%	198.3%	200.1%	209.5%	218.4%	194.8%	214.3%	223.8%	248.0%	216.0%
OCF / Current liabilities	57.5%	40.1%	22.3%	25.2%	28.2%	24.6%	14.7%	22.4%	28.6%	19.3%
OCF / Total liabilities	52.3%	35.2%	20.7%	22.0%	24.4%	20.9%	13.2%	21.5%	26.6%	17.4%
Cash conversion cycle (days)	22.3	15.4	10.1	9.7	12.4	13.6	18.3	20.8	19.5	22.4
Change in working capital	-7,219	-1,661	-4,775	4,753	-922	3,791	4,713	-2,034	1,700	2,815

Source: Shared Research based on company data

Statement of cash flows

Cash flow statement	FY02/14	FY02/15	FY02/16	FY02/17	FY02/18	FY02/19	FY02/20	FY02/21	FY02/22	FY02/23
(JPYmn)	Cons.	Cons.	Cons.	Cons.	Cons.	Cons.	Cons.	Cons.	Cons.	Cons.
Cash flows from operating activities (1)	21,359	17,234	10,303	11,703	13,568	12,373	7,371	10,403	12,598	8,895
Pre-tax profit	13,420	14,807	16,526	14,089	12,247	13,166	15,548	10,651	16,355	15,577
Depreciation	1,294	1,341	1,699	2,069	2,414	2,602	2,352	2,427	2,755	2,483
Impairment losses	678	578	250	122	39	123	175	1,659	441	77
Amortization of goodwill	1,138	770	759	720	715	759	815	801	722	808
Change in working capital	10,386	2,008	-552	449	1,035	-53	-4,745	-1,831	-2,311	-6,690
Income taxes	-6,114	-6,615	-6,336	-6,602	-6,115	-5,188	-6,506	-4,838	-2,592	-3,248
Other	557	4,345	-2,043	856	3,233	964	-268	1,534	-2,772	-112
Cash flows from investing activities (2)	-16,632	-11,365	-3,255	2,233	-2,666	12,256	13,838	-7,325	-386	-10,715
Purchase of intangible/tangible fixed assets	-1,999	-1,903	-2,414	-4,113	-3,228	-2,059	-2,361	-2,469	-3,478	-3,009
Proceeds from sale of intangible/tangible fixed assets	41	18	116	24	14	15	-	39	3,254	1
Acquisition of shares in subsidiaries affecting the scope of consolidation	-388	-	-4,771	-	-	-1,516	-	-	-117	-489
Payments of deposit for consumption to subsidiaries and affiliates	-212,400	-220,511	-218,798	-229,151	-250,400	-284,000	-192,500	-31,000	-	-
Collection of deposit for consumption from subsidiaries and affiliates	198,000	211,605	222,762	234,800	250,113	300,000	208,500	31,000	-	-
Other	114	-574	-150	673	835	-184	199	-4,895	-45	-7,218
Free cash flow (1+2)	4,727	5,869	7,048	13,936	10,902	24,629	21,209	3,078	12,212	-1,820
Cash flows from financing activities	-2,475	-2,594	-2,821	-2,400	-3,264	-19,686	-3,392	-5,324	-4,572	-6,181
Net change in short-term borrowings	-	-	-	219	-28	179	-143	60	-74	-85
Net change in long-term borrowings	-	-	-	324	90	-2	-3	-14	-	-
Payment of dividends	-2,464	-2,573	-2,676	-2,842	-2,996	-3,259	-3,195	-3,397	-4,450	-4,200
Acquisition of treasury stock	57	37	14	28	41	-9,906	109	-	-	-1,850
Acquisition of shares in subsidiaries not affecting the scope of consolidation	-	-	-	-57	-21	-6,458	-	-1,853	-	-
Other	-88	-58	-159	-72	-350	-240	-160	-120	-48	-45
Other	99	172	-229	-6	80	-228	-98	32	925	477
Change in cash and cash equivalent	2,351	3,447	3,997	11,530	7,718	4,715	17,719	-2,214	8,564	-7,523
Cash and cash equivalent (year-end)	12,028	15,476	19,473	31,004	38,722	43,437	61,151	58,937	67,520	59,996

Source: Shared Research based on company data

Note: The company restated prior-year results in June 2019.

Cash flows from operating activities

Cash flows from operating activities for the company are mainly from net income before tax, depreciation, goodwill amortization, and changes to working capital. Fluctuations are comparatively small as the company runs a large proportion of recurring revenue type businesses.

Cash flows from investing activities

Annual spending on acquiring tangible and intangible fixed assets is about JPY3.0bn, small compared to operating cash flow. Because the company is relatively aggressive in acquisitions, in some years there is a significant increase in share purchases.

Cash flows from financing activities

The main element in the company's financing cash flows is dividend payments. There were significant outflows in FY02/19 including JPY9.9bn to buy back the company's shares and additional amounts to make consolidated subsidiaries fully owned.

Cash conversion cycle	FY02/14	FY02/15	FY02/16	FY02/17	FY02/18	FY02/19	FY02/20	FY02/21	FY02/22	FY02/23
Accounts receivable turnover	6.5	7.6	7.9	8.4	8.2	8.0	7.5	7.3	8.0	6.9
Days in accounts receivable	56.3	48.2	46.0	43.5	44.4	45.7	48.9	49.7	45.9	52.7
Inventory turnover	92.9	88.3	88.3	84.8	88.2	110.7	133.9	137.4	136.4	118.3
Days in inventory	3.9	4.1	4.1	4.3	4.1	3.3	2.7	2.7	2.7	3.1
Accounts payable turnover	9.6	9.9	9.1	9.6	10.1	10.3	10.9	11.5	12.6	10.9
Days in accounts payable	37.9	36.9	40.1	38.1	36.1	35.3	33.4	31.6	29.0	33.4
Cash conversion cycle (days)	22.3	15.4	10.1	9.7	12.4	13.6	18.3	20.8	19.5	22.4

Source: Shared Research based on company data

Days in accounts receivable are longer than days in accounts payable (including notes payable and electronically recorded obligations), which means that working capital will increase and operating cash flow will slow in the short term during the business expansion. Accounts receivable are mainly from Aeon group companies, while accounts payable are with various suppliers, such as soft drink beverage suppliers.

ROE and dividends

	FY02/14	FY02/15	FY02/16	FY02/17	FY02/18	FY02/19	FY02/20	FY02/21	FY02/22	FY02/23
(JPYmn)	Cons.	Cons.	Cons.	Cons.	Cons.	Cons.	Cons.	Cons.	Cons.	Cons.
ROE	10.7%	11.2%	9.6%	8.9%	7.6%	8.1%	12.3%	14.1%	11.7%	10.5%
Net margin	2.7%	3.0%	2.6%	2.4%	2.2%	2.1%	3.0%	3.9%	3.4%	3.3%
Total asset turnover	2.42	2.25	2.19	2.19	2.07	2.17	2.27	2.19	2.27	2.07
Financial leverage (equity multiplier)	1.61	1.66	1.68	1.68	1.68	1.75	1.79	1.65	1.54	1.52
ROA (RP-based)	13.8%	13.1%	11.4%	10.7%	9.5%	9.6%	11.7%	11.2%	11.3%	10.9%
ROIC	13.5%	13.1%	12.1%	11.5%	10.2%	10.9%	14.1%	12.4%	11.8%	11.2%
NOPAT	9,064	9,540	9,368	9,464	8,925	9,040	11,101	10,567	10,916	10,972
Interest-bearing deb + Net assets	67,356	72,854	77,616	82,421	87,268	82,658	78,749	85,065	92,124	97,621
ROIC (before tax)	21.7%	21.1%	18.8%	17.2%	14.8%	15.8%	20.3%	17.9%	17.1%	16.2%
Operating profit margin	5.7%	5.8%	5.2%	4.8%	4.4%	4.3%	5.2%	5.1%	5.0%	5.2%
Sales / Invested capital	3.81	3.65	3.58	3.55	3.35	3.66	3.92	3.53	3.45	3.11

Source: Shared Research based on company data

Dividends

	FY02/14	FY02/15	FY02/16	FY02/17	FY02/18	FY02/19	FY02/20	FY02/21	FY02/22	FY02/23	
(JPYmn)	Cons.	Cons.	Cons.	Cons.	Cons.	Cons.	Cons.	Cons.	Cons.	Cons.	
Total dividends	a)	2,519	2,625	2,731	2,890	3,207	3,114	3,246	4,099	4,201	4,225
Total treasury stock acquired	b)	1	1	-	-	1	9,906	-	-	-	-
Total returns to shareholders	c) = a) + b)	2,520	2,626	2,731	2,890	3,208	13,020	3,246	4,099	4,201	4,225
Net income attributable to parent company shareholders	d)	7,039	7,965	7,247	7,093	6,397	6,415	9,348	11,680	10,665	10,152
Dividend payout ratio	a) / d)	35.8%	33.0%	37.7%	40.7%	50.1%	48.5%	34.7%	35.1%	39.4%	41.6%
Total shareholder return ratio	c) / d)	35.8%	33.0%	37.7%	40.7%	50.1%	203.0%	34.7%	35.1%	39.4%	41.6%
EPS	(JPY)	134.2	151.7	138.0	135.0	121.7	122.9	187.2	233.7	213.3	203.5
Dividend per share	(JPY)	48.0	50.0	52.0	55.0	61.0	63.0	65.0	82.0	84.0	85.0
Dividend on equity ratio	a) / f)	3.8%	3.7%	3.6%	3.8%	3.8%	3.9%	4.3%	4.9%	4.6%	4.4%

Source: Shared Research based on company data

Shareholder returns

The company achieved its target payout ratio of 40% for FY02/24 ahead of schedule in FY02/23. In FY02/19, the company spent JPY9.9bn to buy back its own shares.

Aeon Delight's stance on capital policy

- ▶ The company will use proactive investments to achieve sustainable growth. It will work to boost shareholder value in the longer term and increase returns to shareholders as the company grows. Further, the company views return on equity (ROE) as an important benchmark of capital efficiency, and is aiming to maintain a level of 12% through FY02/24.
- ▶ The company will place importance on the balance in the distribution of annual profit between growth investments and shareholder returns and has a standard stable dividend payout ratio of 40%.

Other information

History

Date		Description
April	1973	Nichii Japan Development Co., Ltd. established in Higashi, Osaka
February	1976	Changed name to Japan Maintenance Co., Ltd., following absorption-type merger with Nichii Maintenance Co., Ltd.
September	2006	Following absorption-type merger with Aeon Techno Service Co., Ltd., Japan Maintenance changed name to Aeon Delight Co., Ltd.
November	2007	Wholly owned subsidiary Aeon Delight (Beijing) Co., Ltd. (now Aeon Delight (China) Co., Ltd.) established
October	2008	Acquires 40% of shares in Kankyouseibi Co., Ltd. (Utsunomiya, Tochigi) and made it affiliate
April	2009	Acquires 40% of shares in Do Service Co., Ltd. (Nishinari, Osaka) and made it affiliate
September	2010	Absorption-type merger with Certo Corp., supplier of vending services to business supply companies
April	2011	Acquires 90% of shares in Kajitaku Inc. (Chuo, Tokyo) and made it subsidiary
May		Acquired additional shares in A to Z Service Co., Ltd. (Shinjuku, Tokyo) and made it subsidiary
December		With 70% stake, established joint venture FMS Solution Co., Ltd. (Mihama, Chiba) with Vinculum Japan Corporation (now VINX Corp.)
March	2012	Established wholly owned subsidiary, Aeon Delight (Malaysia) Sdn. Bhd.
August		Aeon Delight (Beijing) Co., Ltd. (now Aeon Delight (China) Co., Ltd.) and Tianjin Teda Co., Ltd. established joint venture, Aeon Delight (Tianjin) Co., Ltd.
October		Acquired 53.7% of shares in General Services, Inc. (Chiyoda, Tokyo) and made it subsidiary
October		Acquired 54.9% of shares in Aeon Compass Co., Ltd. (Mihama, Chiba) via third-party allocation and made it subsidiary
December		Established A-Life Support Co., Ltd. (Chuo, Tokyo) a 85.8% owned joint venture with Familynet Japan Corporation
December		Acquired 51% of shares in Aeon Delight Sufang (Suzhou) Comprehensive Facility Management Service Co., Ltd. (now Aeon Delight (Jiangsu)) and made it subsidiary
January	2013	Established wholly owned subsidiary Aeon Delight (Vietnam) Co., Ltd.
July		Acquired 51% of shares in Wuhan Xiaozhu Comprehensive Facility Management Service Co., Ltd. and made it subsidiary
November		Established Kikugawa-Ishiyama Solar Co., Ltd. (Kikugawa, Shizuoka), a 37% owned joint venture with Recycle One Co., Ltd. (now Renova, Inc.) and one other partner; Kikugawa-Horinouchiya Solar Co., Ltd., a 37% owned joint venture with Recycle One and two other partners
December	2015	Acquired shares in Hakuseisha Co., Ltd. (Chiyoda, Tokyo) via tender offer and made it subsidiary
March	2016	Acquired remaining VINX Corp. stake in FMS Solution Co., Ltd. via tender offer and made it wholly owned subsidiary
December		Acquired remaining Familynet Japan Corporation stake in A-Life Support Co., Ltd. in September 2016, and conducted absorption-type merger
March	2017	Established wholly owned subsidiary Aeon Delight (Shanghai) Management Co., Ltd.
April		Wuhan Xiaozhu Comprehensive Facility Management Service Co., Ltd. established wholly owned subsidiary Wuhan Xiaozhu Hotel Management Service Co., Ltd.
June		Absorption-type mergers with FMS Solution Co., Ltd. and Aeon Delight Seres Co., Ltd.
April	2018	Established Aeon Delight DeepBlue Technology (Shanghai) Co., Ltd., a 65% owned joint venture with DeepBlue Technology Co., Ltd.
May		Acquired 100% of shares in U-COM Co., Ltd. (Minato, Tokyo) and made it subsidiary
November		Acquired additional shares in Aeon Delight (Jiangsu) Comprehensive Facility Management Service Co., Ltd. and Wuhan Xiaozhu Comprehensive Facility Management Service Co., Ltd., and made them wholly owned subsidiaries
December		Acquired 90% of shares in PT Sinar Jernih Sarana, and made it subsidiary
February	2020	Conducted incorporation-type company split of Kajitaku's housework support business, which was transferred to Aquitia Co., Ltd., a newly established wholly owned subsidiary
February	2021	Absorbed KJS Co., Ltd. (formerly Kajitaku Co., Ltd.)
March		Do Service Co., Ltd. was merged into A to Z Service Co., Ltd., and the name of the surviving company was changed to Aeon Delight Connect Co., Ltd.
		Merged with U-COM Co., Ltd. in an absorption-type merger
November		Transferred all stake in Aeon Delight Jiangsu, Wuhan Xiaozhu, and Aeon Delight (Shanghai) to Aeon Delight (China) as a contribution in kind
March	2022	Subsidiary Aeon Delight (China) (currently Aeon Delight [China] Investment Holdings) acquired a 51% stake in Zhejiang Metelan Property Management Co., Ltd., and made it a subsidiary
April		Switched stock listing from the First Section to the Prime Market of TSE following the exchange's market restructuring

Source: Shared Research based on company data

Major shareholders

Top shareholders	Shares held ('000)	Shareholding ratio
Aeon Co., Ltd.	27,613	55.9%
The Master Trust Bank of Japan, Ltd. (Trust account)	3,509	7.1%
Aeon Delight Business Partners Stockholding Association	1,287	2.6%
SMBC Nikko Securities Inc.	772	1.6%
SSBTC CLIENT OMNIBUS ACCOUNT	654	1.3%
Custody Bank of Japan, Ltd. (Trust account)	645	1.3%
The Bank of New York Mellon Corporation 140044	581	1.2%
The Nomura Trust & Banking Co.(Trust account)	544	1.1%
Aeon Delight Employees Stockholding Association	533	1.1%
BNP PARIBAS LONDON BRANCH FOR PRIME BROKERAGE CLEARANCE ACC FOR THIRD PARTY	513	1.0%

Source: Shared Research based on company data

(As of end-February 2023)

Corporate governance

(As of May 2023)

Form of organization and capital structure	
Form of organization	Company with Audit & Supervisory Board
Controlling shareholder	Y
Parent company ticker	Aeon Co., Ltd. 8267
Directors	
Number of directors (per Articles of Incorporation)	20
Directors' term of office (per Articles of Incorporation)	1
Number of directors	8
Outside directors	4
Independent outside officers	4
Audit & Supervisory Board	
Existence of Audit & Supervisory Board	Y
Number of Audit & Supervisory Board members per Articles of Incorporation	5
Number of members of Audit & Supervisory Board	4
Outside members of Audit & Supervisory Board	3
Independent outside officers	2
General shareholders meeting	
Participation to electronic voting platform	Y
Preparation of convening notices in English	Y
Investor relations	
Corporate disclosure policy	Y
Regular briefings for individual investors	Y
Briefings by representative directors	Y
Regular briefings for analysts and institutional investors	Y
Online access to IR documents	Y
Dedicated IR section and/or staff	Y
Other current assets	
Foreign shareholding ratio	10–20%
Independent officers	6
Implementation of measures regarding director incentives	Stock option
Disclosure of individual director's compensation	N
Policy to determine amount and calculation method of remuneration	Y
Corporate takeover defenses	N

Source: Shared Research based on company data

Top management

President and CEO: Kazumasa Hamada (born in 1964)

President and CEO Kazumasa Hamada joined Jusco Co., Ltd. (currently Aeon Co., Ltd.) in 1987. Appointed as head of management planning department, Posful Corp. (currently Aeon Hokkaido Corp.) in 2006 and executive officer in 2007; regional office manager of Hokuriku, Shinetsu Regional Company in February 2011 and executive officer in March that year. In 2013 he was appointed director and control & accounting officer of Aeon Co., Ltd. In 2015, he was named regional office manager of Kitakanto and Niigata Company of Aeon Retail Co., Ltd. and director and senior managing officer of Aeon Retail. In 2017 he became senior managing executive officer at Aeon Retail. In March 2018 he was dispatched to Aeon Delight Co., Ltd. as an advisor, before being appointed to his current position as president and CEO of Aeon Delight in May 2018. In December 2018 he was appointed representative commissioner at PT Sinar Jernih Sarana. In June 2019 he was appointed chief administrative officer, head of business administration division, and head of finance division of Aeon Delight. He has held his current position since April 2020.

Employees

At end-FY02/23, Aeon Delight had 21,719 employees (20,200 at end-FY02/22) and an average of 7,259 temporary employees (7,556) on a consolidated basis. At the parent level, there were 4,231 employees (4,174) and 2,838 temporary employees (2,862).

In FY02/23, the average age, average length of employment, and average annual salary on a parent basis were as follows:

- Average age: 46.1 years
- Average length of employment: 11.5 years
- Average annual salary: JPY4.9mn

In the Aeon group, the Aeon Delight Union (4,971 members) has been organized and belongs to the Aeon Delight Labor Union and the Japanese Federation of Textile, Chemical, Food, Commercial, Service and General Workers' Unions (UA

ZENSEN. The Aeon group adopts a union shop system.

Union shop system: Under this system, an employer requires its employees to join a union within a certain period of employment. If an employee does not join the union, withdraws from the union, or is expelled from the union, the employer is obliged to dismiss the employee. Unlike a closed shop system that employs only union members, the union shop system does not require employees to join a union in order to be hired. On the other hand, an open shop system does not require union membership of employees, leaving it up to their free will.

Investor relations

Aeon Delight holds earnings briefings twice a year (following half-year and full-year business results).

By the way

Corporate social responsibility (CSR) activities

The company's management principle calls for the ongoing pursuit of "environmental value" for customers and local communities. In 2021, the company established its Basic Policies for Sustainability in accordance with this management principle. These policies stipulate that the company shall contribute to the achievement of a decarbonized society, support biodiversity conservation, and facilitate resource recycling.

Included below are some examples of efforts the company is performing to improve the global environment.

Proposals concerning energy conservation at facilities

The company offers proposals that it believes will reduce overall facility power consumption by combining its expertise with systems for conserving energy consumed through facility operations. These systems include LED and other lighting equipment capable of substantially reducing power usage, as well as energy-saving equipment such as air conditioning equipment, refrigerated display cases, etc. The company helps its customers reduce their CO₂ emissions and energy costs while contributing to the decarbonization of society.

Renewable energy-related business development

Through its power supply services, the company provides commercial facilities, office buildings, medical institutions, and other extra-high and high-voltage facilities with inexpensive, high-quality, and stable electricity. At the same time, it is striving to prevent global warming by offering CO₂ Emission Reduction Plan and 100% Renewable Energy Plan.

Environmentally-friendly product proposals in materials business

The company is promoting the use of biomass plastic, recycled plastic, and traceable paper.

Participation in Aeon 1% Club

Aeon 1% Club supports projects to protect the environment, boost international cultural and human exchange, promote regional cultural and social activities, and donate to welfare projects. It is an initiative under which group companies contribute 1% of their pretax profits so that these activities can be maintained regardless of the companies' business performances. In addition to providing children with opportunities to think about environmental issues, the company is involved in a number of social contribution activities, including support for school construction and teacher training in Southeast Asia and for the reconstruction of Shuri Castle in Okinawa.

Tree planting through Aeon Environmental Foundation

The Aeon Environmental Foundation, which celebrated its 30th anniversary in 2020, has been engaged in projects to address current global environmental issues. One representative example of the foundation's activities is the Aeon Forest Program, an ongoing tree-planting project. The foundation is also quite active outside of Japan, where it has conducted its Project to Revitalize the Forests at the Great Wall of China (a tree planting and growing activity) while also participating in tree planting activities in countries including Vietnam, Cambodia, and Malaysia.

“Clean Day” on the 11th Day of Each Month

On the 11th of every month, all of the company's employees conduct ecologically- and locally-themed community contribution activities (focused on improving environmental conditions and giving back to the community, respectively).

Acquisition of Eco Mark certification for Cleaning Services

In 2022, the Japan Environment Association (JEA) granted the company Eco Mark certification for its Cleaning Services. The Eco Mark is an environmental label issued by JEA that indicates products and services that have a low environmental impact throughout their life cycles (from production to disposal) and are useful in terms of environmental conservation.

In addition, Aeon Delight's logo is a mascot named “Gu Jo-Kun,” derived from “a good job!” and symbolizes that the company wishes to make all people happy.



Historical financial statements

Full-year FY02/23 results

- Sales: JPY303.8bn (+7.0% YoY, +6.8% YoY based on the previous accounting standard)
- Operating profit: JPY15.8bn (+0.5% YoY)
- Recurring profit: JPY16.0bn (+1.4% YoY)
- Net income attributable to owners of the parent: JPY10.2bn (-4.8% YoY)

The company adopted the Accounting Standard for Revenue Recognition (ASBJ Statement No. 29, March 31, 2020) effective Q1 FY02/23. As a result, revenue recognition standard was changed for some operations of the Facilities Management, Materials and Supplies Sourcing Services, and Vending Machine Services segments. The adoption of the new accounting standard reduced full-year sales by JPY35.5bn and cost of sales by JPY35.5bn. Meanwhile, operating profit, recurring profit, and pre-tax profit increased JPY11mn each due to applying the new standard. The balance of retained earnings at the beginning of the fiscal year decreased JPY1.1bn.

YoY comparisons in this report have been calculated after retroactively applying the new accounting standard to FY02/22 results.

Sales

Sales were up 7.0% YoY. Sales increased in all seven segments due to an increase in the share of existing customer wallets on the back of strengthened account management and sales activities and the development of new customers. In particular, in 2H FY02/23, Construction Work was awarded an expanded number of contracts for various works, including restoration-related works following the March 2022 Fukushima earthquake, resulting in increased sales.

Looking at the current industry environment, customers are reassessing their outsourcing contractors as part of measures to reduce property management costs in response to the rise in energy costs and other various costs. Against this backdrop, the company is seeing an increase in the number of new contracts in the form of a switch from competitors in the same industry. This comes because the company is able to reduce total outsourcing costs through all-at-once outsourcing of its Facilities Management, Security Services, and Cleaning Services, thereby earning a reputation from customers for its operational quality.

Operating profit

Operating profit was JPY15.8bn (+0.5% YoY). The company posted an operating loss in 1H FY02/23, but turned a profit in 2H.

- ▶ Gross profit: Gross profit grew 4.9% YoY to JPY41.4bn, with the GPM down 0.3pp YoY to 13.6%. In Cleaning Services, GPM fell mainly in reaction to the elevated demand seen a year ago for relatively high-margin services, such as disinfectant cleaning for facilities that had been exposed to COVID-19. In Materials and Supplies Sourcing Services, a rise in procurement costs driven by soaring raw material and logistics costs depressed GPM.
- ▶ SG&A expenses: SG&A expenses were JPY25.6bn (+7.8% YoY), and the SG&A ratio was 8.4% (flat YoY). Personnel expenses rose, especially in overseas businesses. The rise in SG&A expenses was also attributed to upfront expenditures including capital, personnel, and digitalization investments the company made as initially planned. In particular, the company has strengthened its investment in systems to promote area management (detailed below).

Net income attributable to owners of the parent

Net income attributable to owners of the parent fell YoY. Despite higher recurring profit, net income was down due to a reaction to the JPY1.2bn extraordinary gain recorded in FY02/22 from the sale of fixed assets of a consolidated subsidiary as part of efforts to improve management efficiency.

Achievement against full-year company forecast

The achievement rates against the company's full-year forecast for FY02/23 were 98.0% for sales, 93.0% for operating profit, 94.2% for recurring profit, and 94.9% for net income attributable to owners of the parent.

- ▶ Sales were slightly below the company's forecast. Amid the harsh business environment, sales in Facilities Management and Cleaning Services fell short of the plan.
- ▶ Profits from operating profit downward fell short of the company's forecast. In addition to sales falling short of the plan, profitability declined in Materials and Supplies Sourcing Services, Cleaning Services, and Construction Work due to higher procurement costs and an increase in the composition ratio of low-profitability products and services. Although the company stepped up efforts to improve profitability in each of its businesses, there was an effect from COVID-19, the Russia–Ukraine crisis, and other external factors, which depressed operating profit by about JPY1.1bn (these factors were initially forecast to reduce operating profit by about JPY800mn).

Quarterly results

- ▶ Q1 FY02/23: Sales were JPY71.8bn (+0.9% YoY), and operating profit was JPY3.3bn (-12.0% YoY). The decline in operating profit was attributed to an increase in SG&A expenses, as the company incurred upfront costs—including capital, personnel, and digitalization investments—as initially planned. By segment, sales grew in Facilities Management, Security Services, Cleaning Services, Materials and Supplies Sourcing Services, and Support Services. Operating profit increased in Facilities Management, Vending Machine Services, and Support Services.
- ▶ Q2 FY02/23: Sales amounted to JPY75.9bn (+0.6% YoY) while operating profit dipped 29.3% YoY to JPY3.3bn. The drop in operating profit was due to an increase in SG&A expenses as the company continued to incur upfront costs in the form of capital, personnel, and digitalization investments as it did in Q1. By segment, sales fell in Cleaning Services due to a falloff in demand for cleaning services using alcohol disinfectants, and sales were also down in Materials and Supplies Sourcing Services. Meanwhile, sales grew in Vending Machine Services owed to extreme heat. Operating profit rose in Facilities Management and Vending Machine Services. The rate of decline in operating profit widened in Security Services, Cleaning Services, and Construction Work due to sluggish demand for high-margin services. Operating profit also fell by a greater margin in Materials and Supplies Sourcing Services due to higher procurement costs.
- ▶ Q3 FY02/23: Sales were JPY79.2bn (+15.3% YoY) and operating profit was JPY4.2bn (+23.1% YoY). As in 1H FY02/23, SG&A expenses rose due to upfront investments. Still, operating profit grew YoY as sales growth offset higher SG&A expenses. Sales increased in all seven segments. Facilities Management and Vending Machine Services maintained an upward trend in profit. Construction Work and Support Services turned profitable on a significant increase in sales due to restoration-related work following the 2022 Fukushima earthquake. Security Services, Cleaning Services, and Materials and Supplies Sourcing Services continued to see declines in profits, but the margin of decline narrowed.
- ▶ Q4 FY02/23: Sales were JPY76.9bn (+12.3% YoY) and operating profit was JPY5.0bn (+28.7% YoY). SG&A expenses rose due to continued upfront investments. Still, operating profit grew YoY as sales growth offset higher SG&A expenses. By business type, six businesses, excluding Vending Machine Services, increased sales, and five businesses, excluding Materials and Supplies Sourcing Services and Support Services, increased profit. Construction Work, which expanded contracts for various construction projects, including energy-saving construction projects, led the increases in sales and profit. OPM improved due to thorough cost reduction measures.

Segment trends

In FY02/23, sales increased YoY in all seven segments. Operating profit grew in Facilities Management, Construction Work, Vending Machine Services, and Support Services, while it fell in Security Services, Cleaning Services, and Materials and Supplies Sourcing Services.

Facilities Management

- Sales grew 5.3% YoY to JPY64.8bn (+5.1% YoY based on the previous accounting standard), and operating profit increased 5.7% YoY to JPY5.8bn.

Sales were up YoY. The company continued to win new contracts for Aeon group stores, facilities outside the Aeon group (manufacturers, financial institutions, general hospitals, hotels), and non-group facilities in China. The company's share of existing customer wallets increased, in part due to an increase in inspection and maintenance work and its account management initiatives. Also contributing to the increased share of wallets were new contracts for retailers and manufacturers that operate multiple outlets, company stores, factories, and offices of corporate customers.

In terms of profits, while costs are trending upward, profitability improved thanks to a reduction in the number of personnel assigned to customer facilities through area management and outsourcing cost cuts made by reviewing, consolidating, and

negotiating prices with facility inspectors.

With the expansion of the customer base, sales and profit increased versus FY02/20, before the outbreak of COVID-19.

The facilities management industry is facing a shortage of legally qualified personnel. Aeon Delight is ahead of its competitors in securing personnel, as the introduction of area management has enabled labor savings. Further, as the company operates nationwide, its ability to recruit legally qualified personnel from all over Japan surpasses its industry peers. Although there are some companies in the same industry that have been unable to secure new contracts due to a lack of progress in securing legally qualified personnel, Aeon Delight does not count among them.

The performance of domestic subsidiaries engaged in Facilities Management deteriorated. Many of the main customers of domestic subsidiaries are small businesses such as restaurants, and sales growth was sluggish due to a higher churn rate as part of cost-cutting efforts during the COVID-19 pandemic. OPM also declined. Domestic subsidiaries have not introduced area management and were affected by rising labor costs.

Initiatives in Facilities Management

- ▶ Account management: Instead of communicating with customers on a business basis as in the past, the company now appoints account managers for key clients and centrally manages customer information across businesses. It was able to expand transaction volume by deepening account managers' understanding of customers and various industries, and made progress in improving customer satisfaction and referring customers to other segments. It is working to provide services across the segments in a single package (for example, Construction Work carries out an order associated with Facilities Management), and to provide the same services regardless of region to clients operating nationwide. These efforts have contributed to the company's increased share of wallets.
- ▶ Area management: In March 2021, Aeon Delight set up customer service centers at all eight branches in Japan and rolled out remote support systems for customer facilities. The company also installed security cameras and sensors at facilities under management to automate on-site management tasks and save labor. In addition to setting up such a system, the company adopted an area management strategy, which involves the sharing of facilities management personnel in a given area with reference to customers' needs and attributes of each facility and region, and this led to cost reductions through labor savings and automation. The company first introduced the strategy primarily for Aeon Retail stores among the several thousand facilities under contract. As of end-FY02/23, 273 facilities (versus 178 at end-FY02/22) implemented the area management strategy, with facilities management personnel down by 167 (115). Following upfront investments, the company expects profitability to improve from FY02/24 as the number of facilities under area management grows.

Security Services

- Sales were up 4.7% YoY to JPY49.5bn, while operating profit fell 4.5% YoY to JPY3.3bn.

Sales increased YoY, driven by an increase in the number of customer companies as the company won new contracts for government buildings, commercial facilities, and condominiums among others in China. In Japan, lower orders of safety cameras (surveillance cameras) for the Aeon group adversely affected sales. Meanwhile, newly contracted facilities, including new Aeon group stores and non-Aeon group facilities (automakers, hospitals, hotels, commercial complexes, and business centers of financial institutions), and facilities contracted in 2H FY02/22 contributed to sales growth. As in Facilities Management and Cleaning Services, the number of new contractors increased as a result of switching from other companies in the industry. The company captured a larger share of customer wallets and acquired new bases through reinforcing account management.

Operating profit fell YoY. Profitability deteriorated due to one-time costs incurred when launching large-scale new contracted projects and delays in passing on the increase in personnel costs to prices. Aeon group is striving to cut costs amid the pandemic, and its refraining from replacing or installing additional security cameras also had an impact. Under these circumstances, profitability has been on an improving trend as the company continues negotiations to optimize unit prices and works to automate systems to handle tasks such as facility entry/exit management and store opening/closing.

Sales and profit were up versus FY02/20, before the outbreak of COVID-19, due to the expanding customer base.

Cleaning Services

- Sales were up 2.1% YoY to JPY68.3bn, while operating profit declined 13.5% YoY to JPY7.0bn.

Sales increased YoY. In 1H FY02/22, demand for alcohol disinfection cleaning, quarantine-related cleaning, and special cleaning services increased to prevent the spread of COVID-19, becoming a factor that boosted sales, but in 1H FY02/23, sales decreased in reaction. In 2H FY02/23, the impact was reduced, and sales started to increase due to the new contracts outside the Aeon group in China, the consolidation effect of Zhejiang Metelan Property Management Co., Ltd. (which became a subsidiary in March 2022), and a recovery in the Indonesian business.

Operating profit declined YoY. This was due to decreased demand for high-margin alcohol disinfectant cleaning services, upfront investments to improve overseas working conditions, and higher outsourcing and cleaning staff personnel expenses in Japan and overseas.

Versus FY02/20, before the outbreak of COVID-19, sales and profit increased. The increase in overseas investment aimed at improving working conditions put pressure on profit, but profit increased as profitability improved due to progress in price pass-through.

Construction Work

- Sales rose 21.1% YoY to JPY52.1bn, and operating profit rose 13.9% YoY to JPY4.1bn.

Full-year sales increased YoY.

- ▶ 1H saw delays in some construction work due to shortages and delayed procurement of construction materials, such as parts and air conditioning equipment, against a backdrop of the COVID-19 pandemic and the Russian invasion of Ukraine. Further, orders declined due to customers' cancellation or postponement of capex plans, as well as their cutting back on minor repair and maintenance works due to rising electricity and other costs, and uncertainties in the external environment.
- ▶ In 2H, the same impact as in 1H continued. However, sales grew in 2H as the company in Q3 recorded most of the earnings from restoration-related work for Aeon group stores damaged by the earthquake that occurred off the coast of Fukushima Prefecture in March 2022. In 2H, the company completed some of the construction work that had been delayed or postponed in 1H, and strengthened proposals for energy-saving projects, fueling sales. Amid rising electricity charges, energy-saving proposals that contribute to reducing electricity costs and environmental impact, such as sales of LEDs, automatic air conditioning control, and non-CFC cases for commercial facilities with large power demand, were received well.

Although operating profit increased due to higher sales, OPM declined on higher material prices and a decrease in orders for minor repair and maintenance works with high margins. Under these circumstances, Aeon Delight established a department specializing in estimating construction costs, and the accuracy of the estimates has been improved. In addition, the company made progress in cost negotiations. All of this had the effect of improving profitability.

Sales and profit were up versus FY02/20, before the outbreak of COVID-19, due to the expanding customer base.

Materials and Supplies Sourcing Services

- Sales grew 4.8% YoY to JPY41.5bn, while operating profit fell 21.9% YoY to JPY2.0bn.

Sales increased YoY. Sales in and outside the Aeon group increased. The company strengthened sales efforts targeting the Aeon group to increase share within the group. It expanded business with companies that have newly joined the Aeon group: Fuji Retailing Co., Ltd. (TSE Prime: 8278), which runs supermarkets in the Chugoku/Shikoku region, and Can Do Co., Ltd. (TSE Standard: 2698), which has a nationwide chain of 100-yen shops. Collaborating with other businesses, the company sold cleaning and sanitation materials to customers in Cleaning Services, and materials and equipment to those in Facilities Management and Security Services.

Operating profit declined YoY. Purchase costs for packaging and other materials rose due to rises in crude oil prices, raw materials prices, and logistics costs, but it took time to pass on the price increases, and profitability declined. Another factor contributing to the OPM decline was an increase in the sales composition of products with low profit margins, such as packaging materials and food trays for the Aeon group. Under these circumstances, in addition to streamlining logistics expenses, the company continued efforts to reflect rising costs in appropriate selling prices, and OPM showed signs of improvement.

Versus FY02/20, before the outbreak of COVID-19, sales increased but profit decreased.

Vending Machine Services

- Sales rose 1.4% YoY to JPY9.5bn (+2.2% YoY based on the previous accounting standard), while operating profit jumped 78.0% YoY to JPY1.1bn.

Sales increased YoY. Beverage demand began to recover on the lessening impact of COVID-19. In Q2, there was a recovery in human flows and an impact from the heatwaves in July and August 2022, and in Q3, the company received large orders at the factories of major manufacturers. The company also serves them in Facilities Management and Cleaning Services, and the cooperation between the businesses led to the orders. Also, to improve profitability per vending machine, the company promoted expansion of the installation of its multi-brand vending machines which offer a variety of products from various beverage manufacturers.

Operating profit increased in Q4 FY02/22 on a decrease in depreciation expenses due to impairment losses on unprofitable machines.

Both sales and profits were down compared to FY02/20, before the outbreak of COVID-19. Although customer footfall at the commercial facilities where the company has installed vending machines is recovering, demand for beverages sold from vending machines in commercial facilities has been slow due to changes in consumer behavior caused by the spread of COVID-19.

Support Services

- Sales were up 12.6% YoY to JPY18.1bn, and operating profit was up 4.9% YoY to JPY462mn.

Sales were up YoY. The company focused on responding to recovering business trip demand in travel-related services and winning event-related orders. It also won contracts for on-site shipping operations for newly opened Aeon Mall stores. Outside the Aeon group, the company worked to expand services that were compatible with its other businesses to address outsourcing needs related to the management and operation of contracted facilities and their surroundings (e.g., operation of venues for new employee welcoming ceremonies and employee training, and operations peripheral to building maintenance). The company acquired new contracts in China, including for operations peripheral to government building management and support services for new building constructions. A consolidation effect from making Zhejiang Metelan Property Management Co., Ltd. a subsidiary in March 2022 was also seen.

Operating profit grew YoY. Profitability improvement at travel business subsidiary Aeon Compass, in addition to sales growth, contributed to higher profit.

Overseas business (within each segment)

- Sales increased 33.9% YoY to JPY33.1bn, while operating profit rose 21.7% YoY to JPY1.9bn.

Sales and profit grew in China and the ASEAN region. Although the yen depreciated, sales and profits also increased on a local currency basis.

Earnings of the overseas business are included in each segment. The company operates the Facilities Management, Security Services, Cleaning Services, and Support Services businesses overseas. Aeon group companies comprise roughly half of its customers.

China

Sales grew 34.3% YoY to JPY22.7bn, benefiting from consolidation of Zhejiang Metelan Property Management, which was made a subsidiary in March 2022, and an increase in the number of contracted facilities of Aeon Delight Jiangsu (government facilities, offices, commercial facilities, etc.). The company won contracts for new facilities in Security Services, Cleaning Services, and Support services, and worked to capture a larger share of customer wallets.

Operating profit increased YoY. Although OPM declined as the company hired additional personnel to strengthen governance and undertook low-profit projects with the highest priority on securing sales, profit increased due to increased sales.

The company positions China as the largest growth area in Asia. It is actively seeking out M&A and partnership opportunities to develop specialty, expand business domains, and strengthen customer base.

- ▶ Aeon Delight Jiangsu, a core business company, participates in the planning of the urban development strategy "one core, four cities" by the Suzhou city government and is undertaking facilities management operations. Construction of office buildings, hotels, amusement facilities, and condominiums is proceeding in a vast area of 25 square kilometers. Aeon Delight oversees operations for the facilities management company and is responsible for cleaning and security of these facilities. It also manages almost all of the condominiums. Of the four districts, the company began operations in the Xiangcheng district in 2016 and in the Wujiang district in 2020. In August 2022, it began working on contract expansion in the Wuzhong district. Aeon Delight Jiangsu is a local joint venture with the Chinese government and has been contracted for these government-related projects.
- ▶ In October 2022, the company transitioned Aeon Delight (China) to become an investment company, and renamed the subsidiary Aeon Delight (China) Investment Holdings. It became easier to enter into cross-industry partnerships, with the aim of expanding the company's business throughout China. This subsidiary aims to be proactive in acquisition of asset management companies in each region and companies in different industries.
- ▶ In March 2022, it acquired a local company (Zhejiang Metelan Property Management) that manages and operates healthcare facilities in Zhejiang and Jiangxi provinces.

ASEAN

ASEAN as a whole saw increases in both sales and profit. The economies of the countries in which the company operates have begun to recover from the stagnation caused by the COVID-19 pandemic, with sales and profit increasing in those countries. The company made preparations to establish a head office for the ASEAN business in Malaysia to reinforce group governance and develop a new growth strategy for the region as a whole. The company's ASEAN business has governance issues, more so than the China business, and so the company is dispatching personnel from Japan to address these issues and strengthen governance of the local business.

- ▶ Malaysia: Sales rose 56.2% YoY to JPY2.3bn. Operating profit also increased YoY in both yen and local currency terms. Sales grew due to recovery from the pandemic, continued orders from FY02/22 for facilities management, repair, and cleaning and disinfecting services at existing Aeon Malaysia stores, and growth in orders mainly from the Aeon group. Despite higher personnel expenses on increased headcount, profit grew supported by higher sales. Hourly wages were on an uptrend due to labor shortages caused by stricter border controls imposed on immigrants and foreign workers amid the COVID-19 pandemic, but hourly wages are gradually coming down to the pre-pandemic levels as border regulations are relaxed.
- ▶ Vietnam: Sales rose 29.0% YoY to JPY4.0bn. Operating profit was also up YoY in both yen and local currency terms. Construction Work fueled the growth. The local subsidiary in Vietnam also has jurisdiction over Cambodia, and Aeon Mall is promoting store openings in both countries. It plans to further accelerate openings from 2025 to 2026. The company is also working to enhance its local business structure, such as by increasing the personnel headcount.
- ▶ Indonesia: Sales amounted to JPY4.2bn (+31.3% YoY). Operating profit also increased YoY in both yen and local currency terms. Sales grew as the company won contracts for Aeon Mall stores. The company is strengthening efforts to improve the work environment following the revision of the local labor law, and personnel expenses may increase in FY02/24 due to the revision. Indonesia is a larger market within the ASEAN region, and the company has access to the customer base of a cleaning company it purchased in the country in 2018. It is building local infrastructure by dispatching staff from Japan with an eye toward expanding contracts with Aeon group facilities.

Key initiatives for FY02/23

Aeon Delight carried out initiatives to realize the basic policies under its medium-term management plan: "customer-oriented management," "promotion of digital transformation (DX)," and "group management."

Customer-oriented management

As a KPI for customer-oriented management, the company plans to raise the ratio of sales outside the Aeon group to 40.0% in FY02/24 (it was 35.6% at end-FY02/22 and 35.7% in FY02/21). This figure marked 36.6% at end-FY02/23.

In FY02/22, the company launched in earnest an account manager system for major customers. This approach created a system for managing customer information centrally. By using account managers to build stronger customer relationships, the company has also increased its share of non-group customer wallets.

- ▶ Contribution to energy cost reduction: While responding to rising energy costs has become an important issue for customers, the company has contributed to energy conservation in facilities through the adoption of LED lighting, upgrades to air conditioners, and the sale of non-CFC cases. A tool to visualize the power consumption of each facility was introduced to 171 facilities.
- ▶ Reorganizing and strengthening sales function: In April 2022, the company carried out structural reforms to reorganize and strengthen its sales function. It reorganized business areas covered by its total eight branch offices nationwide to better reflect and accommodate regional characteristics. It also redefined the responsibilities of each branch office position from the operation to management levels. Further, the company held training sessions for branch managers to enhance their job proficiency and awareness as a manager of each regional unit. Having reorganized its sales structure, the company aims to increase transactions with both existing and new customers, through reinforcing its account management initiatives for existing customers and making customer-centric proposals.
- ▶ Developing healthcare solutions: In this category, the company made proposals for raising facilities' hygiene levels. Its solutions leverage the track record and expertise the company has built up through hospital-oriented "hygienic cleaning" and New Standard Cleaning. In April 2022, the company set up an organization tasked with honing proposals. With this organization, the company intends to expand proposals to non-group customers such as hospitals and hotels, and to win new contracts.
- ▶ Developing solutions to support decarbonization: In April 2022, the company set up a dedicated team that takes an integrated approach toward helping customers decarbonize their operations. Efforts to date have focused on individual steps for shrinking a customer's carbon footprint: installation of energy saving equipment and other energy-saving operations at individual facilities. Going forward, the company plans to expand into such areas as buying renewable energy and issuing environmental certifications.

Promotion of digital transformation

KPIs for the promotion of digital transformation (DX) are to achieve OPM of 6.0% by FY02/24, maintain ROE of 12%, introduce area management (sharing of facilities management personnel between facilities located in a predetermined area) at 360 facilities, reduce the number of people assigned to specific facilities by 180, and reassign 20% of headquarters staff to direct departmental positions. OPM for FY02/23 was 4.7% and the ROE was 10.5% due to lower profitability in some businesses and investment in growth. Process improvements of head office operations led to the redeployment of head office staff. The number of facilities under area management was 273 (+95 versus end-FY02/22), and reductions in the number of people assigned to customer facilities was 167 (+52).

- ▶ Promoting use of the Aeon Delight platform: The company plans to use the platform to collect and centrally manage customer feedback, facility conditions, market trends in customers' industries, and external information about weather and disasters, and enable AI analysis and processing. It will efficiently share such processed data across the service network of the company, group companies, and partner companies. In FY02/23, the company raised process efficiency by promoting links between the Aeon Delight platform and various systems, and enhanced the value of data by increasing the volume of information. In addition, in the sales department the company aimed to make proposals from the customer's perspective. To this end, the company utilized data from the Aeon Delight platform as well as visualizing and sharing information about customer requests. This has improved the efficiency of sales activities and the quality of operations.
- ▶ Improved profitability at labor-saving facilities: The development of area management has progressed. The company improved profitability at labor-saving facilities by automating inspection operations using cameras and sensors and integrating operations into customer support centers equipped with remote monitoring functions.

Group management

KPIs for group management to be achieved by FY02/24 are JPY65.0bn in sales at group companies in Japan, overseas sales accounting for more than 8% of the total, and a shift toward shared services at the finance and accounting departments of group companies in Japan. In FY02/23, overseas sales accounted for 9.8% of total sales (based on the previous accounting standard), up from 7.8% at end-FY02/22. The rise in the share of overseas sales is also attributed to the depreciation of the yen.

- ▶ China: The company aimed to achieve organic growth by bolstering contracts for priority facilities such as medium- to high-end shopping centers, hospitals and nursing homes, and facilities in areas undergoing redevelopment. Aeon Delight also sought to acquire and form business alliances with local companies that provide security and cleaning services for

- ▶ local hospitals and the factories of Japanese companies. In these ways, it aimed to acquire expertise, expand its business domain, and strengthen its customer base.
- ▶ ASEAN region: The company expects business to grow in this region in the medium to long term, due to the opening of new Aeon group stores and the expansion of Japanese companies. As the economy, which had been stagnant due to COVID-19, turned to a recovery trend, sales and profits increased in each country where the company operates. Aeon Delight has moved toward the establishment of an ASEAN regional headquarters to strengthen the management base and help it plan growth strategies in individual countries.

Cumulative Q3 FY02/23 results

- Sales: JPY226.8bn (+5.4% YoY, +5.1% YoY based on the previous accounting standard)
- Operating profit: JPY10.8bn (-8.7% YoY)
- Recurring profit: JPY11.0bn (-7.9% YoY)
- Net income attributable to owners of the parent: JPY7.2bn (-15.7% YoY)

The company adopted the Accounting Standard for Revenue Recognition (ASBJ Statement No. 29, March 31, 2020) effective Q1 FY02/23. As a result, revenue recognition standard was changed for some operations of the Facilities Management, Materials and Supplies Sourcing Services, and Vending Machine Services segments. The adoption of the new accounting standard reduced cumulative Q3 sales and cost of sales by JPY26.2bn each. Meanwhile, operating profit, recurring profit, and pre-tax profit increased JPY34mn each due to applying the new standard. The balance of retained earnings at the beginning of the fiscal year decreased JPY1.1bn.

YoY comparisons in this report have been calculated after retroactively applying the new accounting standard to FY02/22 results.

Sales

Sales were up 5.4% YoY. Sales increased in all seven segments due to an increase in the share of existing customer wallets on the back of strengthened account management and sales activities, an increase in newly contracted facilities, and lessened impact from the COVID-19 pandemic. In particular, from 2H FY02/23, Construction Work has been awarded an expanded number of contracts for various works, including restoration-related works following the March 2022 Fukushima earthquake, resulting in YoY sales growth.

Looking at the current industry environment, rising energy costs and other factors have prompted customers to reassess their outsourcing contractors as part of cost-cutting measures. Against this backdrop, the company is seeing an increase in the number of new contracts in the form of a switch from competitors in the same industry. This comes because the company is able to reduce total outsourcing costs through all-at-once outsourcing of its Facilities Management, Security Services, and Cleaning Services, thereby earning a reputation from customers for its operational quality.

Operating profit

Operating profit was JPY10.8bn (-8.7% YoY).

- ▶ Gross profit: Gross profit grew 1.5% YoY to JPY30.3bn, with the GPM down 0.5pp YoY to 13.4%. GPM declined in Cleaning Services, Security Services, and Materials and Supplies Sourcing Services. In Cleaning Services, GPM fell in cumulative Q3 FY02/23 in reaction to the elevated demand seen a year ago for relatively high-margin services, such as disinfectant cleaning for facilities that had been exposed to COVID-19. In Security Services, GPM declined as demand for security cameras (so-called surveillance cameras), which are high-margin products, declined. In Materials and Supplies Sourcing Services, a rise in procurement costs driven by soaring raw material and logistics costs depressed GPM.
- ▶ SG&A expenses: SG&A expenses were JPY19.5bn (+8.3% YoY), and the SG&A ratio was 8.6% (+0.2pp YoY). The rise in SG&A expenses was attributed to upfront expenditures including capital, personnel, and digitalization investments the company made as initially planned. In particular, the company has strengthened its investment in systems to promote area management (detailed below).

Net income attributable to owners of the parent

Net income attributable to owners of the parent fell due to a decline in operating profit. Non-operating income/expenses and extraordinary gains/losses had only a marginal impact on earnings.

Progress versus full-year company forecast

Versus the full-year FY02/23 company forecast, cumulative Q3 sales were 73.2% (75.8% of full-year results in cumulative Q3 FY02/22, based on the previous accounting standard), operating profit 63.6% (75.3%), recurring profit 64.7% (75.6%), and net income 66.9% (79.7%).

Sales were largely in line with plan, while profits somewhat lagged the plan. In Cleaning Services, orders for high-margin alcohol sanitizing and cleaning services were stagnant, while procurement costs rose in Materials and Supplies Sourcing Services. Although the company stepped up efforts to improve profitability in each of its businesses, there was an effect from COVID-19, the Russia–Ukraine crisis, and other external factors, which caused a decline in operating profit of JPY860mn.

Initiatives aimed at achieving full-year targets

The company aims to grow sales in all segments for the full year by strengthening proposal-based sales. At the same time, it will work to improve profitability.

- ▶ **Energy saving proposals:** The company will strengthen proposals highlighting energy-saving benefits in Construction Work. Specifically, it will make proposals that can contribute to reducing energy costs and environmental burden, including switching over to LED lighting and upgrading air conditioners, as well as the sale of non-CFC cases, for commercial facilities with high electricity demand, amid rising electricity and other energy costs due to soaring crude oil prices. Through these measures, the company aims to expand earnings. In particular, the company will strengthen its proposals to the Aeon group, which is stepping up investment in energy conservation, aiming to win projects and complete construction within FY02/23. The enhanced energy-saving proposals are expected to contribute to sales not only in FY02/23 but also in FY02/24 and beyond.
- ▶ **Proposals to meet safety, security, and aesthetic demand:** In Construction Work, the company will propose safety measures for facilities, such as the installation of U-shaped poles in parking lots of commercial facilities to prevent vehicles from crashing into stores. It will also make other proposals to enhance safety and security of facilities, aimed at preventing accidents and preparing them for a natural disaster.
- ▶ **Minor repair projects:** In Facility Management, Construction Work, and Cleaning Services, the company will step up efforts to make proposals for minute, detailed work (minor repairs, cleaning, etc.) necessary for facility maintenance and management. By focusing on making proposals related to energy savings, safety and security, compliance, and hygiene, the company aims to enhance the closing rate, or the probability of its proposals being accepted by customers. Minor repair work refers to irregular, small, detailed work for contracted facilities. While sales per project are small for the minor repair work compared with other contracted projects, many are highly profitable and orders are frequent, and hence are expected to contribute to earnings and profitability growth.
- ▶ **Profitability improvement:** In Facilities Management, Aeon Delight will promote labor saving by reducing the number of personnel assigned to customer facilities through area management, and in Security Services, the company will promote labor saving by systematizing entry/exit management and store closure operations. In Materials and Supplies Sourcing Services, it will continue negotiations to improve the efficiency of logistics costs and pass on rising costs to sales prices.
- ▶ **Strengthening collaboration with domestic subsidiaries:** Aeon Delight Connect Co., Ltd. (main customers are restaurant chains, convenience stores, and drug stores), Hakuseisha Co., Ltd. (department stores), and Kankyouseibi Co., Ltd. are the main subsidiaries in the building maintenance business. With energy costs rising, the subsidiaries are struggling with impacts from the external environment, such as major customers working to reduce costs by holding down outsourcing costs. Under these circumstances, the company's main management has strengthened its involvement in the management of these subsidiaries and is promoting initiatives to exert synergy effects by collaborating with them in sales and operations.

Main initiatives in FY02/23

Made a Chinese subsidiary an investment company

In October 2022, Aeon Delight made its Chinese subsidiary Aeon Delight (China), whose main line of business was facility management, an investment company, and renamed the subsidiary Aeon Delight (China) Investment Holdings Co., Ltd. The company also increased its stake in the subsidiary.

- ▶ **Purpose:** The company intends to acquire local facility management companies and new businesses that operate in various regions in China to expand its China business. Having made Aeon Delight (China) an investment company, the

- ▶ company can now invest in local companies operating in other industries, thereby further expanding the scope of its China operations. It also increased its stake in the subsidiary to actively carry out acquisitions.
- ▶ Outlook: The company targets FY02/25 sales of JPY60.0bn (versus JPY17.0bn in FY02/22) for its China business. Of the JPY60.0bn sales target, the company aims to generate JPY40.0bn through organic growth and JPY20.0bn from acquisitions. It intends to invest in local companies that have expertise and customer bases in the energy and environment-related field, parking lot and parking facility operations, and in fields other than facility management where the company has already developed a business in the country. It aims to grow sales through synergies generated through cross-selling while continuing to push forward with business diversification. Depending on the project, the company's headquarters in Japan may further increase its stake in Aeon Delight (China) Investment Holdings.

Collaboration with Kao Professional Services Co., Ltd.

In October 2022, the company announced the start of collaboration with Kao Professional Services Co., Ltd. to develop the new Infectious Disease Risk Assessment Service, with the aim of supporting companies and organizations in the prevention of infectious diseases.

- ▶ Kao Professional Services: A wholly owned subsidiary of Kao Corporation (TSE Prime: 4452), a major daily goods manufacturer in Japan. Kao Professional Services manufactures and sells products and provides consulting services for hygiene management for operators of restaurants, hospitals and long-term care facilities, and hotels.
- ▶ Collaboration overview: Kao Professional Services will utilize its knowledge of infection risk assessment developed through its hygiene management business. Aeon Delight will leverage its expertise and service development capabilities accumulated through providing cleaning solutions to customers. The two companies aim to develop a new service through which they assess hygiene risks and provide solutions based on behavioral analysis in various situations, including public spaces and living areas.

Share buyback and grant of shares to employees

- ▶ In October 2022, the company announced a share buyback. As of the end of December 2022, it had acquired 349,300 shares. The share buyback was in line with the company's goal of improving capital efficiency through implementing a flexible capital policy in response to changes in the business environment and enhancing shareholder returns.
 - Type of shares to be acquired: Common stock of the company
 - Total number of shares to be acquired: 1,500,000 shares (maximum; 3.00% of shares outstanding, excluding treasury stock)
 - Total value of shares to be acquired: JPY5.3bn (maximum)
 - Period of acquisition: October 5, 2022 to October 4, 2023
- ▶ Aeon Delight has decided to grant its shares to employees of the company and its domestic group companies through the employees stockholding association, with the aim of raising employees' awareness of participation in management. It aims to increase employees' commitment and loyalty toward the company's performance.

Quarterly results

- ▶ Q1 FY02/23: Sales were JPY71.8bn (+0.9% YoY), and operating profit was JPY3.3bn (-12.0% YoY). The decline in operating profit was attributed to an increase in SG&A expenses, as the company incurred upfront costs—including capital, personnel, and digitalization investments—as initially planned. By segment, sales grew in Facilities Management, Security Services, Cleaning Services, Materials and Supplies Sourcing Services, and Support Services. Operating profit increased in Facilities Management, Vending Machine Services, and Support Services.
- ▶ Q2 FY02/23: Sales amounted to JPY75.9bn (+0.6% YoY) while operating profit dipped 29.3% YoY to JPY3.3bn. The drop in operating profit was due to an increase in SG&A expenses as the company continued to incur upfront costs in the form of capital, personnel, and digitalization investments as it did in Q1. By segment, sales fell in Cleaning Services due to a falloff in demand for cleaning services using alcohol disinfectants, and sales were also down in Materials and Supplies Sourcing Services. Meanwhile, sales grew in Vending Machine Services owed to extreme heat. Operating profit rose in Facilities Management and Vending Machine Services. The rate of decline in operating profit widened in Security Services, Cleaning Services, and Construction Work due to sluggish demand for high-margin services. Operating profit also fell by a greater margin in Materials and Supplies Sourcing Services due to higher procurement costs.

- ▶ Q3 FY02/23: Sales were JPY79.2bn (+15.3% YoY) and operating profit was JPY4.2bn (+23.1% YoY). As in 1H FY02/23, SG&A expenses rose due to upfront investments. Still, operating profit grew YoY as sales growth offset higher SG&A expenses. Sales increased in all seven segments. Facilities Management and Vending Machine Services maintained an upward trend in profit. Construction Work and Support Services posted turned profitable on the back of significant growth in sales. Security Services, Cleaning Services, and Materials and Supplies Sourcing Services continued to see declines in profits, but the margin of decline narrowed.

Segment trends

In Q3 FY02/23, sales increased YoY in all seven segments. Operating profit grew in Facilities Management, Vending Machine Services, and Support Services, while it fell in Security Services, Cleaning Services, Construction Work, and Materials and Supplies Sourcing Services.

Facilities Management

- Sales grew 5.4% YoY to JPY49.0bn (+4.9% YoY based on the previous accounting standard), and operating profit increased 5.7% YoY to JPY4.3bn.

Sales and profit in the segment grew YoY due to an increased share of wallets, driven by growth in renewal contracts and in orders for various maintenance services. With the expansion of the customer base, sales and profit increased versus cumulative Q3 FY02/20, before the outbreak of COVID-19.

Aeon group stores as well as non-group (manufacturers, financial institutions) facilities contracted in FY02/22 contributed to the full-year sales. In addition, the company continued to win new contracts for Aeon group stores and non-group facilities in China in FY02/23. The company's share of existing customer wallets increased, in part due to its account management initiatives. Also contributing to the increased share of wallets were new contracts for retailers and manufacturers that operate multiple outlets, company stores, factories, and offices of corporate customers.

The facilities management industry is facing a shortage of legally qualified personnel. Aeon Delight is ahead of its competitors in securing such personnel, as the introduction of area management has enabled labor savings. Further, as the company operates nationwide, it is able to recruit legally qualified personnel from all over Japan. Against such background, the company has been receiving an increasing number of new contracts from customers who have switched from other companies.

In terms of profits, while costs are trending upward, the company worked to improve profitability by reducing the number of personnel assigned to customer facilities through area management and cutting outsourcing costs by reviewing, consolidating, and negotiating prices with facility inspectors.

Quarterly results

Sales were up 4.0% YoY in 1H and 8.2% YoY in Q3, showing signs of a recovery trend. New facilities contracted in FY02/22 and FY02/23 contributed to the increase. Operating profit increased 7.7% YoY in 1H and 2.0% YoY in Q3. The company attributed the weaker YoY growth in Q3 versus 1H to seasonality and changes in accounting standards, and maintains that profitability has not actually deteriorated.

Full-year outlook

Both sales and operating profit were in line with plan, and are expected to land in a range close to the company's initial forecast for FY02/23. In Q4, the company will continue to strengthen its sales efforts aimed at winning new contracts and its efforts to improve profitability.

Initiatives in Facilities Management

- ▶ Account management: Instead of communicating with customers on a business basis as in the past, the company now appoints account managers for key clients and centrally manages customer information across businesses. It was able to expand transaction volume by deepening account managers' understanding of customers and various industries, and made progress in improving customer satisfaction and referring customers to other segments. It is working to provide services across the segments in a single package (for example, Construction Work carries out an order associated with Facilities Management), and to provide the same services regardless of region to clients operating nationwide. These efforts have contributed to the company's increased share of wallets.

- ▶ **Area management:** In March 2021, Aeon Delight set up customer service centers at all eight branches in Japan and rolled out remote support systems for customer facilities. The company also installed security cameras and sensors at facilities under management to automate on-site management tasks and save labor. In addition to setting up such a system, the company adopted an area management strategy, which involves the sharing of facility management personnel in a given area with reference to customers' needs and attributes of each facility and region, and this led to cost reductions through labor savings and automation. The company first introduced the strategy primarily for Aeon Retail stores among the several thousand facilities under contract. As of end-Q3 FY02/23, 269 facilities (versus 178 at end-FY02/22) implemented the area management strategy, with facility management personnel down by 156 (115). The company plans to introduce area management at more than 360 Aeon group facilities by end-FY02/24. Following upfront investments, the company expects profitability to improve from FY02/24 as the number of facilities under area management grows.

Security Services

- Sales were up 4.2% YoY to JPY36.9bn, while operating profit fell 11.1% YoY to JPY2.3bn.

Sales increased YoY, driven by an increase in the number of customer companies as the company won new contracts for government buildings, commercial facilities, and condominiums among others in China. In Japan, lower orders of safety cameras for the Aeon group adversely affected sales. Meanwhile, newly contracted facilities, including new Aeon group stores and non-Aeon group facilities (automakers, hospitals, hotels, commercial complexes, and business centers of financial institutions), and facilities contracted in 2H FY02/22 contributed to sales growth. As in Facilities Management and Cleaning Services, the number of new contractors increased as a result of switching from other companies in the industry. The company captured a larger share of customer wallets and acquired new customers through reinforcing account management.

Operating profit fell YoY. Profitability deteriorated in cumulative Q3 due to lower orders of high-margin safety cameras in 1H. Aeon group is striving to cut costs amid the pandemic, and as one of its cost-cutting measures, it is refraining from replacing or installing additional security cameras. Under these circumstances, to improve profitability, the company continued negotiations to optimize unit prices and worked to automate systems to handle tasks such as facility entry/exit management and store opening/closing.

Sales and profit were up versus cumulative Q3 FY02/20, before the outbreak of COVID-19, due to the expanding customer base.

Quarterly results

Sales were up 2.0% YoY in 1H and 8.6% YoY in Q3, showing stronger growth. Operating profit was down 15.2% YoY in 1H and 3.4% YoY in Q3. The YoY profit decline narrowed in Q3 versus 1H as Q3 orders of safety cameras showed signs of recovery following the deterioration in 1H.

Full-year outlook

Both sales and operating profit were somewhat below projections. The company will continue efforts to improve profitability.

Cleaning Services

- Sales were up 1.3% YoY to JPY51.1bn, while operating profit declined 18.4% YoY to JPY5.0bn.

Sales increased YoY. 1H FY02/22 saw a rise in demand for disinfectant cleaning, quarantine-related cleaning, and special cleaning services, which contributed to the increase in sales. Such demand declined in 1H FY02/23, but the segment saw growth in renewal contracts, particularly with commercial facilities and medical institutions. Operating profit declined YoY due to a decreased demand for high-margin alcohol disinfectant cleaning services, upfront investments to improve overseas working conditions, and higher outsourcing and cleaning staff personnel expenses in Japan and overseas.

Sales from the Aeon group were sluggish in reaction to increased demand for special cleaning services a year ago, while sales from outside the group grew due to an upsurge in new contracts in China and Japan.

Versus cumulative Q3 FY02/20, before the outbreak of COVID-19, sales increased but profit decreased. Overseas investment to improve working environments decreased profit. The company expects profitability to improve as price pass-through progresses.

Quarterly results

In FY02/23, sales declined 1.0% YoY in 1H, but increased 6.1% YoY in Q3. Operating income declined 22.2% YoY in 1H and 9.9% YoY in Q3, narrowing the margin of decline. In 1H, sales and profit decreased in reaction to an increase in demand for alcohol disinfection and cleaning services 1H FY02/22, but the reaction diminished in Q3.

Full-year outlook

The company expects higher full-year sales YoY due to contributions from newly acquired facilities with recurring contracts in cumulative Q3. However, both sales and operating profit were slightly below projections. Aeon Delight will propose healthcare solutions outside the Aeon group (financial institutions, manufacturers, retail stores, hospitals, and other facilities), offering special cleaning services such as New Standard Cleaning, a cleaning method for maintaining a hygienic, attractive environment developed based on the company's proprietary cleaning services previously provided to hospitals. In addition, the company will strengthen account management for introduction to major companies and expand areas where it can win contracts.

Construction Work

- Sales rose 13.4% YoY to JPY38.2bn, and operating profit fell 5.1% YoY to JPY2.7bn.

Sales rose YoY. Although sales were negatively impacted by deferments and postponements of construction and delays in the procurement of materials and equipment, they grew as the company won orders for restoration-related work following the earthquake. Versus cumulative Q3 FY02/20, before the outbreak of COVID-19, sales were up but operating profit was down.

Operating profit fell YoY. OPM declined on higher material prices and a decrease in orders for minor repair and maintenance works with high margins. In FY02/23, Aeon Delight established a department specializing in estimating construction costs. The accuracy of estimates is improving, and cost negotiations are making progress, leading to improved profitability.

Quarterly results

Sales were down 5.8% YoY in 1H but up 66.5% YoY in Q3. Operating profit was down 37.6% YoY in 1H but up 114.2% YoY in Q3.

1H saw delays in some construction work due to shortages and delayed procurement of construction materials, such as parts and air conditioning equipment, against a backdrop of the COVID-19 pandemic and the Russian invasion of Ukraine. Further, orders declined as some retailers cut back on their capital spending in light of uncertainties in the external environment and soaring electricity and other costs. Orders were also hurt by customers' cancellation or postponement of capex plans, as well as their cutting back on minor repair and maintenance works. In addition, orders for large-scale construction projects with lower margins were a factor in the OPM decline.

In Q3 FY02/23, the same impact as in 1H continued. However, sales and profit grew in Q3 as the company recorded most of the earnings from restoration-related work for Aeon group stores damaged by the earthquake that occurred off the coast of Fukushima Prefecture in March 2022. In addition, the completion in Q3 of some of the construction work that had been delayed or postponed in 1H also contributed to higher sales and profit.

Full-year outlook

Sales and operating profit were on par with the forecast, and the company expects full-year results to grow YoY. The company expects projects delayed in 1H to contribute to earnings in the full-year. Earnings from the earthquake restoration-related construction had been booked by Q3. It intends to step up efforts to offer services that can contribute to lowering electricity costs and environmental burden, including LED lighting and automatic air-conditioning control services, as well as selling non-CFC cases, for commercial facilities with high electricity demand amid rising electricity costs.

On the profit front, the company is seeing an increase in material prices. It will continue to work to reduce costs by enhancing the accuracy of its construction cost estimates and by strengthening cost negotiations. It will also strengthen efforts to acquire high-margin construction projects.

Materials and Supplies Sourcing Services

- Sales grew 2.8% YoY to JPY31.0bn (+3.5% YoY based on the previous accounting standard), while operating profit fell 24.7% YoY to JPY1.5bn.

Sales increased YoY. Sales in and outside the Aeon group increased. The company strengthened sales efforts targeting the Aeon group to increase share within the group. It expanded business with companies that have newly joined the Aeon group: Fuji Retailing Co., Ltd. (TSE Prime: 8278), which runs supermarkets in the Chugoku/Shikoku region, and Can Do Co., Ltd. (TSE Standard: 2698), which has a nationwide chain of 100-yen shops. Collaborating with other businesses, the company sold cleaning and sanitation materials to customers in Cleaning Services, and materials and equipment to those in Facilities Management and Security Services.

Operating profit declined YoY. Profitability deteriorated due to higher purchase costs for packaging and other materials driven by hikes in crude oil prices, raw materials prices, and logistics costs, which were not passed on to customers. Under these circumstances, the company continued to streamline logistics and other expenses, while seeking to adjust prices in accordance with rising costs.

Versus cumulative Q3 FY02/20, before the outbreak of COVID-19, sales increased but profit decreased.

Quarterly results

Sales were up 1.2% YoY in 1H and 6.1% YoY in Q3, showing stronger growth. Operating profit was down 27.0% in 1H and 19.1% in Q3, narrowing the margin of decline. From Q3, the company began to pass on higher procurement costs to customers.

Full-year outlook

Sales were as planned, but operating profit was below expectations. There was a delay in price negotiations aimed at passing on higher costs to customers. The negotiations are underway, and the company expects OPM to improve in Q4.

Vending Machine Services

- Sales rose 1.9% YoY to JPY7.1bn (+2.4% YoY based on the previous accounting standard), while operating profit jumped 91.0% YoY to JPY791mn.

Sales increased YoY. In Q2, beverage demand began to recover due to the upturn in human flows and the impact of the heat wave in July–August 2022, and again in Q3 on the lessening impact of COVID-19.

Operating profit increased in Q4 FY02/22 on a decrease in depreciation expenses due to impairment losses on unprofitable machines.

Both sales and profits were down compared to Q3 FY02/20, before the outbreak of COVID-19. Although customer footfall at the commercial facilities where the company has installed vending machines is recovering, demand for beverages sold from vending machines in commercial facilities has been slow due to changes in consumer behavior caused by the spread of COVID-19.

Quarterly trends

Sales were up 0.3% YoY in 1H and 5.4% YoY in Q3, showing stronger growth. Operating profit was up 57.5% YoY in 1H and 285.2% YoY in Q3. Beverage demand showed signs of recovery in Q3, and the company received large orders from the major manufacturer factories. The company also serves them in Facilities Management and Cleaning Services, and the cooperation between the businesses led to the orders.

Full-year outlook

Sales were below projections, but operating profit was as planned.

The company will continue installing more of its multi-brand vending machines (which offer beverages from several different brands) to improve profitability per machine. It recorded impairment losses for loss-making machines in FY02/22, and expects this to contribute to improved earnings throughout FY02/23.

Support Services

- Sales were up 11.7% YoY to JPY13.5bn, and operating profit was up 26.9% YoY to JPY419mn.

Sales were up YoY. The company focused on responding to recovering business trip demand in travel-related services and winning event-related orders. It also won contracts for on-site shipping operations for newly opened Aeon Mall stores.

Outside the Aeon group, the company worked to expand services that were compatible with its other businesses to address outsourcing needs related to the management and operation of contracted facilities and their surroundings (e.g., operation of venues for new employee welcoming ceremonies and employee training, and operations peripheral to building maintenance). The company also acquired new contracts in China, including for operations peripheral to government building management and support services for new building constructions.

Operating profit grew YoY. Profitability improvement at travel business subsidiary Aeon Compass, in addition to sales growth, contributed to higher profit.

Quarterly results

Sales were up 10.7% YoY in 1H and 13.6% YoY in Q3, showing stronger growth. Operating profit was up 9.4% YoY in 1H and 86.7% YoY in Q3. Travel-related demand showed signs of recovery in Q3. The consolidation of Zhejiang Metelan Property Management Co. Ltd., which became a subsidiary in March 2022, also helped.

Full-year outlook

Sales were in line with the plan, but operating profit was below plan. As the impact of COVID-19 subsides, the number of contracts for domestic business trips is expected to rise. The company expects higher sales and operating profit for the full year.

Overseas business (within each segment)

- Sales increased 35.9% YoY to JPY24.1bn, while operating profit rose 8.6% YoY to JPY1.3bn.

Sales and profit grew in China and the ASEAN region.

Earnings of the overseas business are included in each segment. The company operates the Facilities Management, Security Services, Cleaning Services, and Support Services businesses overseas. Aeon group companies comprise roughly half of its customers.

China

Sales grew 36.5% YoY to JPY16.7bn, benefiting from consolidation of Zhejiang Metelan Property Management, which was made a subsidiary in March 2022, and an increase in the number of contracted facilities of Aeon Delight Jiangsu (government facilities, offices, commercial facilities, etc.). The company won contracts for new facilities in Security Services, Cleaning Services, and Support services, and worked to capture a larger share of customer wallets.

Operating profit increased on a yen basis but was almost flat YoY in local currency terms. SG&A expenses increased as the company hired additional personnel to strengthen governance, but profit increased on a yen basis due to the impact of the yen's depreciation.

Although the impact of COVID-19 was limited in cumulative Q3, it has been expanding since December 2022. As of early January 2023, business is continuing as usual, but there are concerns that an increased number of people traveling in and outside China around Chinese New Year (January 22, 2023) may cause infections to spread again. The company is closely monitoring the spread of COVID-19.

The company is actively seeking out M&A and partnership opportunities to develop specialty, expand business domains, and strengthen customer base. In March 2022, it acquired a local company (Zhejiang Metelan Property Management) that manages and operates healthcare facilities under contract in Zhejiang and Jiangxi provinces. In October 2022, the company made Aeon Delight (China) an investment company, making it easier to enter into cross-industry partnerships.

ASEAN

ASEAN as a whole saw increases in both sales and profit. The economies of the countries in which the company operates have begun to recover from the stagnation caused by the COVID-19 pandemic, with sales increasing in those countries. The company made preparations to establish a head office for the ASEAN business in Malaysia to reinforce group governance and develop a new growth strategy for the region as a whole. The company's ASEAN business has governance issues, more so than the China business, and so the company is dispatching personnel from Japan to address these issues and strengthen governance of the local business.

- ▶ Malaysia: Sales rose 50.5% YoY to JPY1.6bn. Operating profit also increased YoY in both yen and local currency terms. Sales grew due to growth in orders mainly from the Aeon group. The company continued to win orders from FY02/22 for various services including facility management, repair, and cleaning and disinfecting at existing Aeon Malaysia stores. Despite higher personnel expenses on increased headcount, profit grew supported by higher sales. Hourly wages were on an uptrend due to labor shortages caused by stricter border controls imposed on immigrants and foreign workers amid the COVID-19 pandemic, but hourly wages are gradually coming down to the pre-pandemic levels as border regulations are relaxed.
- ▶ Vietnam: Sales rose 29.4% YoY to JPY2.7bn. Operating profit was also up YoY in both yen and local currency terms. Aeon Mall plans to further accelerate store openings in Vietnam from 2025 to 2026. The company is also working to enhance its local business structure, such as by increasing the personnel headcount. COVID-19 is subsiding, and the company expects profitability to improve in Q4.
- ▶ Indonesia: Sales amounted to JPY3.1bn (+31.1% YoY), but the company posted an operating loss. Operating loss expanded on a yen basis due to the impact of the yen's depreciation. Sales grew as the company won contracts for Aeon Mall stores, but operating profit fell into the red due to higher personnel expenses on expanded efforts to improve the work environment in compliance with the revised local labor law. The increase in personnel expenses stemming from the revised law may also affect earnings in FY02/24. Indonesia is a larger market within the ASEAN region, and the company has access to the customer base of a cleaning company it purchased in the country in 2018. It is building local infrastructure by dispatching staff from Japan with an eye toward expanding contracts with Aeon group facilities.

Key initiatives for FY02/23

In FY02/23, Aeon Delight will carry out initiatives to realize the basic policies under its medium-term management plan: "customer-oriented management," "promotion of digital transformation (DX)," and "group management." The company will also step up M&A efforts, both in Japan and overseas.

Customer-oriented management

A KPI for customer-oriented management is to generate 40.0% of sales outside the Aeon group in FY02/24. (This figure was 35.6% as of end-FY02/22 and 35.7% for FY02/21.) This figure marked 36.0% in Q3 FY02/23.

In FY02/22, the company assigned account managers to key customers. This approach created a system for managing customer information centrally. By using account managers to build stronger customer relationships, the company has also increased its share of customers outside the Aeon group.

- ▶ Reorganizing and strengthening sales function: In April 2022, the company carried out structural reforms to reorganize and strengthen its sales function. It reorganized business areas covered by its total eight branch offices nationwide to better reflect and accommodate regional characteristics. It also redefined the responsibilities of each branch office position from the operation to management levels. Further, the company held training sessions for branch managers to enhance their job proficiency and awareness as a manager of each regional unit. Having reorganized its sales structure, the company aims to increase transactions with both existing and new customers, through reinforcing its account management initiatives for existing customers and making customer-centric proposals.
- ▶ Developing healthcare solutions: In this category, the company makes proposals for raising facilities' hygiene levels. Its solutions leverage the track record and expertise the company has built up through hospital-oriented "hygienic cleaning" and New Standard Cleaning. In April 2022, the company set up an organization tasked with honing proposals. With this organization, the company intends to expand proposals to non-group customers such as hospitals and hotels, and to win new contracts.
- ▶ Developing solutions to support decarbonization: In April 2022, the company set up a dedicated team that takes an integrated approach toward helping customers decarbonize their operations. Efforts to date have focused on individual steps for shrinking a customer's carbon footprint: installation of energy saving equipment and other energy-saving operations at individual facilities. Going forward, the company plans to expand into such areas as buying renewable energy and issuing environmental certifications.

Promotion of digital transformation

KPIs for the promotion of digital transformation (DX) are to achieve OPM of 6.0% by FY02/24, maintain ROE of 12%, introduce area management (sharing of facility management personnel between facilities located in a predetermined area) at 360 facilities, reduce the number of people assigned to specific facilities by 180, and reassign 20% of headquarters staff to

front positions. In cumulative Q3 FY02/23, OPM was 4.8%, the number of facilities under area management was 269 (+91 versus end-FY02/22), and reductions in the number of people assigned to customer facilities was 156 (+41).

- ▶ Promoting use of the Aeon Delight platform: The company plans to use the platform to collect customer feedback, facility conditions, market trends in customers' industries, and external information about weather and disasters. It will use AI to analyze and process the data and efficiently share them across the service network of the company, group companies, and partner companies. In FY02/23, the company plans to raise process efficiency by promoting links between the Aeon Delight platform and various systems, and enhance the value of data by increasing the volume of information. In addition, in the sales department the company aims to make proposals from the customer's perspective. To do so, the company will utilize data from the Aeon Delight platform, as well as visualizing and sharing information about customer requests.

Group management

KPIs for group management to be achieved by FY02/24 are JPY65.0bn in sales at group companies in Japan, overseas sales accounting for more than 8% of the total, and a shift toward shared services at the finance and accounting departments of group companies in Japan. In cumulative Q3 FY02/23, overseas sales accounted for 10.6% of total sales, up from 7.8% at end-FY02/22. The rise in the share of overseas sales is also attributed to the depreciation of the yen.

- ▶ Promote growth of each group company in Japan by strengthening intragroup cooperation
 - ▶ Aeon Compass: In addition to handling overseas and domestic travel, the subsidiary also plans and manages events. Performance recovered as it worked to capture recovering business trip demand and demand arising from the resumption of events.
 - ▶ Building maintenance subsidiary: Building maintenance subsidiaries include Aeon Delight Connect (core subsidiary in the small and medium-sized facilities market), Hakuseisha (provides cleaning, hygiene management, security, facility management, and construction services), and Kankyouseibi (handles facility management, construction, security, cleaning management, designated manager operations). The business environment remained harsh, due to customers' postponement or brining forward of capital spending in light of changes in their operating environment, shortages and procurement delays of materials and equipment caused by the pandemic and Russia–Ukraine war, and higher initial spending for newly contracted facilities. Under these circumstances, in FY02/23, the company intends to strengthen Aeon Delight Connect's foundations by promoting cooperation, such as sharing personnel more actively, and strengthening sales at companies operating small- and medium-sized stores nationwide. The company also plans to strengthen the construction department through U-COM (designs commercial facilities and handles interior construction), which it absorbed in March 2021.
- ▶ Overseas, expand business in China and strengthen management base in the ASEAN region
 - ▶ China: The company aims to achieve organic growth by bolstering contracts for priority facilities such as medium- to high-end shopping centers, hospitals and nursing homes, and facilities in areas undergoing redevelopment. Aeon Delight also seeks to acquire and form business alliances with local companies that provide security and cleaning services for local hospitals and the factories of Japanese companies. In these ways, it aims to acquire expertise, expand its business domain, and strengthen its customer base.
 - ▶ ASEAN region: The company expects business to grow in this region in the medium to long term, due to the opening of new Aeon group stores and the expansion of Japanese companies. Aeon Delight is moving toward the establishment of an ASEAN regional headquarters to strengthen the management base and help it plan growth strategies in individual countries.

1H FY02/23 results

- Sales: JPY147.7bn (+0.7% YoY, +0.9% based on the previous accounting standard)
- Operating profit: JPY6.6bn (-21.7% YoY)
- Recurring profit: JPY6.6bn (-22.2% YoY)
- Net income attributable to owners of the parent: JPY4.3bn (-22.0% YoY)

The company adopted the Accounting Standard for Revenue Recognition (ASBJ Statement No. 29, March 31, 2020) effective Q1 FY02/23. As a result, revenue recognition standard was changed for some operations of the Facilities Management, Materials and Supplies Sourcing Services, and Vending Machine Services segments. Due to the adoption of the new accounting standard, 1H sales were reduced by JPY17.7bn, cost of sales by JPY17.6bn, and operating profit, recurring profit,

and pre-tax profit by JPY4mn each. The balance of retained earnings at the beginning of the fiscal year was reduced by JPY1.1bn.

YoY comparisons in this report have been calculated after retroactively applying the new accounting standard to FY02/22 results.

- ▶ Sales were up 0.7% YoY. Sales increased in five segments—Facilities Management, Security Services, Materials and Supplies Sourcing Services, Vending Machine Services, and Support Services—due to an increase in the share of existing customer wallets on the back of strengthened account management and sales activities, an increase in newly contracted facilities, and lessened impact from the COVID-19 pandemic. Meanwhile, sales fell in Cleaning Services due to a decline in demand for cleaning with alcohol disinfectants and in Construction Work due to postponement or cancellation of capex plans.
- ▶ Gross profit: Gross profit fell 4.2% YoY to JPY19.6bn, with the GPM also down 0.7pp YoY to 13.3%, due primarily to a drop in GPM in Cleaning Services and Materials and Supplies Sourcing Services. In Cleaning Services, GPM fell in reaction to elevated demand for relatively high-margin services, such as disinfectant cleaning for facilities that have been exposed to COVID-19, seen a year ago. In Materials and Supplies Sourcing Services, a rise in procurement costs driven by soaring raw material and logistics costs depressed GPM.
- ▶ SG&A expenses: SG&A expenses were JPY13.0bn (+8.1% YoY), and the SG&A ratio was 8.8% (+0.6pp YoY). The rise in SG&A expenses was attributed to upfront expenditures including capital, personnel, and digitalization investments the company made as initially planned. In personnel investment, the company expanded hiring of both new graduates and mid-career candidates, and strengthened employee training.

Net income attributable to owners of the parent fell due to a decline in operating profit. Non-operating income/expenses and extraordinary gains/losses had only a marginal impact on earnings.

Impact from the external environment

The impact of changes in the external environment, including rising crude oil prices and forex fluctuations, had a marginal impact on the cost of sales and SG&A expenses. Meanwhile, earnings contributions from overseas operations expanded due to a weaker yen, which provided a JPY100mn boost to 1H operating profit. The company expects these contributions to be greater in 2H.

Recent initiatives

Made a Chinese subsidiary an investment company

In October 2022, Aeon Delight made its Chinese subsidiary Aeon Delight (China), whose main line of business was facility management, an investment company, and renamed the subsidiary Aeon Delight (China) Investment Holdings Co., Ltd. The company also increased its stake in the subsidiary.

- ▶ Purpose: The company intends to acquire local facility management companies and new businesses that operate in various regions in China to expand its China business. Having made Aeon Delight (China) an investment company, the company can now invest in local companies operating in other industries, thereby further expanding the scope of its China operations. It also increased its stake in the subsidiary to actively carry out M&A activities.
- ▶ Outlook: The company targets FY02/25 sales of JPY60.0bn (versus JPY17.0bn in FY02/22) for its China business. Of the JPY60.0bn sales target, the company aims to generate JPY40.0bn through organic growth and JPY20.0bn from acquisitions. It intends to invest in local companies that have expertise and customer bases in the energy and environment-related field, parking lot and parking facility operations, and in fields other than facility management where the company has already developed a business in the country. It aims to grow sales through synergies generated through cross-selling while continuing to push forward with business diversification. Depending on the project, the company's headquarters in Japan may further increase its stake in Aeon Delight (China) Investment Holdings.

Collaboration with Kao Professional Services Co., Ltd.

In October 2022, the company announced the start of collaboration with Kao Professional Services Co., Ltd. to develop the new Infectious Disease Risk Assessment Service, with the aim of supporting companies and organizations in the prevention of infectious diseases.

- ▶ **Kao Professional Services:** A wholly owned subsidiary of Kao Corporation (TSE Prime: 4452), a major daily goods manufacturer in Japan. Kao Professional Services manufactures and sells products and provides consulting services for hygiene management for operators of restaurants, hospitals and long-term care facilities, and hotels.
- ▶ **Collaboration overview:** Kao Professional Services will utilize its knowledge of infection risk assessment developed through its hygiene management business. Aeon Delight will leverage its expertise and service development capabilities accumulated through providing cleaning solutions to customers. The two companies aim to develop a new service through which they assess hygiene risks and provide solutions based on behavioral analysis in various situations, including public spaces and living areas.

Share buyback

In October 2022, the company announced a share buyback. The share buyback was in line with the company's goal of improving capital efficiency through implementing a flexible capital policy in response to changes in the business environment and enhancing shareholder returns.

- Type of shares to be acquired: Common stock of the company
- Total number of shares to be acquired: 1,500,000 shares (maximum; 3.00% of shares outstanding, excluding treasury stock)
- Total value of shares to be acquired: JPY5.3bn (maximum)
- Period of acquisition: October 5, 2022 to October 4, 2023

Progress versus full-year company forecast

Versus the full-year FY02/23 company forecast, 1H sales were 47.6% (51.6% of full-year results in 1H FY02/22, based on the previous accounting standard), operating profit 38.8% (53.6%), recurring profit 38.8% (53.8%), and net income 40.5% (52.1%).

Sales were largely in line with plan, while profits lagged the plan. All profit categories from the operating line down fell short of their respective targets due to a decline in highly profitable minor repair and maintenance work in Construction Work and higher procurement costs in Materials and Supplies Sourcing Services.

Initiatives aimed at achieving full-year targets

The company aims to grow sales in all segments for the full year by strengthening proposal-based sales, primarily in Construction Work where recovery is being delayed. It also intends to implement cost-cutting measures to meet the full-year operating profit target.

- ▶ **Energy saving proposals:** The company will strengthen proposals highlighting energy-saving benefits in Construction Work. Specifically, it will make proposals that can contribute to reducing energy costs and environmental burden, including LED lighting and automatic air-conditioning control services, as well as the sale of non-CFC cases, for commercial facilities with high electricity demand, amid rising electricity and other energy costs due to soaring crude oil prices. Through these measures, the company aims to recover earnings in Construction Work.
- ▶ **Proposals to meet safety and security demand:** In Construction Work, the company will propose safety measures for facilities, such as the installation of U-shaped poles in parking lots of commercial facilities to prevent vehicles from crashing into stores. It will also make other proposals to enhance safety and security of facilities, aimed at preventing accidents and preparing them for a natural disaster.
- ▶ **Minor repair projects:** In Facility Management, Construction Work, and Cleaning Services, the company will step up efforts to make proposals for minute, detailed work (minor repairs, cleaning, etc.) besides contracted work necessary for facility maintenance and management. By focusing on making proposals related to energy savings, safety and security, compliance, and hygiene, the company aims to enhance the closing rate, or the probability of its proposals being accepted by customers. Minor repair work refers to irregular, small, detailed work for contracted facilities. While sales per project are small for the minor repair work compared with other contracted projects, many are highly profitable and orders are frequent, and hence are expected to contribute to earnings and profitability growth.

Quarterly results

- ▶ **Q1 FY02/23:** Sales were JPY71.8bn (+0.9% YoY), and operating profit was JPY3.3bn (-12.0% YoY). The decline in operating profit was attributed to an increase in SG&A expenses, as the company incurred upfront costs—including

- ▶ capital, personnel, and digitalization investments—as initially planned. By segment, sales grew in Facilities Management, Security Services, Cleaning Services, Materials and Supplies Sourcing Services, and Support Services. Operating profit increased in Facilities Management, Vending Machine Services, and Support Services.
- ▶ Q2 FY02/23: Sales amounted to JPY75.9bn (+0.6% YoY) while operating profit dipped 29.3% YoY to JPY3.3bn. The drop in operating profit was due to an increase in SG&A expenses as the company continued to incur upfront costs in the form of capital, personnel, and digitalization investments as it did in Q1. By segment, sales fell in Cleaning Services due to a falloff in demand for cleaning services using alcohol disinfectants, and sales were also down in Materials and Supplies Sourcing Services. Meanwhile, sales grew in Vending Machine Services owed to extreme heat. Operating profit rose in Facilities Management and Vending Machine Services. The rate of decline in operating profit widened in Security Services, Cleaning Services, and Construction Work due to sluggish demand for high-margin services. Operating profit also fell by a greater margin in Materials and Supplies Sourcing Services due to higher procurement costs.

Segment trends

In 1H FY02/23, sales increased YoY in the five segments other than Construction Work and Cleaning Services. Operating profit grew in Facilities Management, Vending Machine Services, and Support Services, while it fell in Security Services, Cleaning Services, Construction Work, and Materials and Supplies Sourcing Services.

Facilities Management

- Sales: JPY32.3bn (+4.0% YoY; +4.2% YoY based on the previous accounting standard)
- Operating profit: JPY2.8bn (+7.7% YoY)

Sales and profit in the segment grew due to an increased share of wallets, driven by growth in renewal contracts and in orders for various maintenance services.

Sales growth was attributed to new contracts in 1H for building maintenance work for new Aeon group stores as well as non-group facilities, and contributions from facilities contracted in 2H FY02/22 (facilities of non-Aeon group manufacturers and financial institutions). The company's share of existing customer wallets increased, in part due to its account management initiatives. Also contributing to the increased share of wallets were new contracts for retailers and manufacturers that operate multiple outlets, and stores, factories, and offices of corporate customers.

- ▶ Account management: Instead of communicating with customers on a segment basis as in the past, the company now appoints account managers for key clients and centrally manages customer information across segments. It was able to expand transaction volume by deepening account managers' understanding of customers and various industries, and made progress in improving customer satisfaction and referring customers to other segments. It is working to provide services across the segments in a single package (for example, Construction Work carries out an order associated with Facilities Management), and to provide the same services regardless of region to clients operating nationwide. These efforts have contributed to the company's increased share of wallets.
- ▶ Area management: In March 2021, Aeon Delight set up customer service centers at all eight branches in Japan and rolled out remote support systems for customer facilities. The company also installed security cameras and sensors at facilities under management to automate on-site management tasks and save labor. In addition to setting up such a system, the company adopted an area management strategy, which involves the sharing of facility management personnel in a given area with reference to customers' needs and attributes of each facility and region, and this led to cost reductions through labor savings and automation. The company first introduced the strategy primarily for Aeon Retail stores among the several thousand facilities under contract. The company targets to have 360 area-managed facilities and reduce facility management personnel by 180 by the end of FY02/24. Progress toward these targets was largely in line with plan as of end-1H FY02/23, with 248 facilities (versus 178 at end-FY02/22) covered by the area management strategy and facility management personnel down by 141 (115).

Outlook for 2H

For 2H, the company expects to maintain sales growth comparable to that of 1H. It expects newly contracted facilities in 1H to contribute to earnings throughout the year. On the profit front, OPM is projected to improve in 2H as area management initiatives and measures to cut outsourcing costs bear fruit, and also due to a falloff in one-time expenses booked in 1H. To reduce outsourcing costs, the company is considering to change or consolidate contract facility inspectors, and negotiate prices.

Further, the company intends to accelerate the adoption of the area management strategy nationwide. At facilities under area management in Hokkaido, the use of surveillance cameras, smart meters, temperature and humidity sensors, and other technologies is contributing to labor savings for on-site operations. In 2H, the company intends to introduce these technologies to all facilities under its management throughout Japan, with cost savings expected to materialize from FY02/24 onward.

Security Services

- Sales: JPY24.1bn (+2.0% YoY)
- Operating profit: JPY1.4bn (-15.2% YoY)

Sales increased YoY, driven by an increase in the number of customer companies as the company won new contracts for government buildings, commercial facilities, and condominiums among others in China. In Japan as well, newly contracted facilities, including new Aeon group stores and non-Aeon group facilities (automakers, hospitals, hotels, commercial complexes, and business centers of financial institutions), and facilities contracted in 2H FY02/22 contributed to sales growth. The company captured a larger share of customer wallets and acquired new customers through reinforcing account management.

Operating profit fell YoY. Profitability fell due in part to a decline in orders for security cameras mainly from the Aeon group. Aeon group is striving to cut costs amid the pandemic, and as one of its cost-cutting measures, it is refraining from replacing or installing additional security cameras. Under these circumstances, to improve profitability, the company continued negotiations to optimize unit prices and worked to automate systems to handle tasks such as facility entry/exit management and store opening/closing.

Outlook for 2H

The company expects sales to remain on an uptrend in 2H as well, on contributions from newly contracted facilities in 1H. It also expects OPM to improve in 2H. Costs incurred in Q1 for the launch of services for newly contracted facilities were a one-time factor, and efforts to automate systems for facility entry/exit management and store opening/closing as well as negotiations aimed at optimizing unit prices are expected to begin bearing fruit.

Cleaning Services

- Sales: JPY33.8bn (-1.0% YoY)
- Operating profit: JPY3.3bn (-22.2% YoY).

Sales were flat YoY despite a falloff in demand for disinfectant cleaning, quarantine-related cleaning, and special cleaning services which increased a year ago due to the pandemic, as recurring contracts for new facilities both in and outside the Aeon group increased. The company also worked to introduce and expand special cleaning services at customers outside the Aeon group (including financial institutions, manufacturers, retailers, and hospitals), such as New Standard Cleaning, a cleaning method for maintaining a hygienic, attractive environment developed based on the company's proprietary cleaning services previously provided to hospitals.

Operating profit was down YoY due to a decline in OPM attributable to a drop in orders for high-margin cleaning services using alcohol disinfectants.

Outlook for Q2 onward

For 2H, the company expects sales to increase YoY, supported by contributions from recurring contracts acquired in 1H. It aims to strengthen account management for major corporations and expand areas where it can win contracts. Further, by utilizing its expertise acquired through providing sanitary cleaning services for hospitals and the New Standard Cleaning service, it plans to provide Healthcare Solutions that raise hygiene standards. Inbound tourists are projected to increase in 2H, and so the company will focus on providing these solutions to hotels.

Contracts for high-margin special cleaning services were down in 2H FY02/22, and hence the company expects YoY decline in 2H FY02/23 to be smaller.

Construction Work

- Sales: JPY23.4bn (-5.8% YoY)
- Operating profit: JPY1.4bn (-37.5% YoY).

Sales were down YoY due to delays in some construction work caused by shortages and delayed procurement of construction materials, such as parts and air conditioning equipment, against a backdrop of the COVID-19 pandemic and the Russian invasion of Ukraine. Further, orders declined as some retailers cut back on their capital spending in light of uncertainties in the external environment and soaring electricity and other costs. Orders were also hurt by customers' cancellation or postponement of capex plans, as well as their cutting back on minor repair and maintenance works.

Operating profit fell YoY, due to lower sales and rising raw material prices. The drop in orders for high-margin minor repair and maintenance work depressed OPM.

Outlook for Q2 onward

Sales and profit are projected to increase in 2H and for the full year.

Some Aeon group store facilities were damaged by the earthquake that struck off the coast of Fukushima Prefecture in March 2022. The company received orders for restoration-related work for the facilities damaged by the earthquake, and expects to book sales for most of these orders in Q3. In FY02/22 as well, there was an earthquake off the coast of Fukushima Prefecture (in February 2021), which also resulted in an increase in restoration work-related sales, but these sales were booked in Q2 FY02/22. For this reason, the company expects a YoY increase in Q3 FY02/23 sales.

The company expects projects that were delayed in 1H to contribute to earnings in the full-year. It intends to step up efforts to offer services that can contribute to lowering electricity costs and environmental burden, including LED lighting and automatic air-conditioning control services, as well as selling non-CFC cases, for commercial facilities with high electricity demand amid rising electricity costs.

On the profit front, the company is seeing an increase in material prices. It will work to reduce costs by enhancing the accuracy of its construction cost estimates and by strengthening cost negotiations. It will also strengthen efforts to acquire high-margin construction projects.

Materials and Supplies Sourcing Services

- Sales: JPY20.5bn (+1.2% YoY; +1.6% YoY based on the previous accounting standard)
- Operating profit: JPY994mn (-27.0% YoY)

Sales increased YoY, as the company focused on increasing its share within the Aeon group. The company expanded business with companies that have newly joined the Aeon group: Fuji Retailing Co., Ltd. (TSE Prime: 8278), which runs supermarkets in the Chugoku/Shikoku region, and Can Do Co., Ltd. (TSE Standard: 2698), which has a nationwide chain of 100-yen shops. From existing customers, it won contracts to source new materials and supplies. Sales to non-Aeon group customers also grew, thanks in part to the sale of building maintenance-related materials, such as materials for floor cleaning and waxing, at a reasonable price.

Operating profit declined on lower OPM, as the company failed to sufficiently pass on higher costs for packing and other materials caused by soaring crude oil prices and higher raw material and logistics costs to selling prices.

Outlook for 2H

The company expects to maintain sales growth on an increase in the number of contracts. It expects OPM to improve, as it is making progress in negotiating with customers to raise prices to better reflect higher cost of sales.

Vending Machine Services

- Sales: JPY4.8bn (+0.3% YoY; +0.5% YoY based on the previous accounting standard)
- Operating profit: JPY556mn (+57.3% YoY)

Sales were flat YoY, despite a recovery in customer footfall at commercial facilities where the company has installed vending machines, as recovery in demand for beverages sold by these vending machines was delayed due to consumer behavior changes caused by the pandemic. Sales grew in Q2, however, on the back of increased beverage sales owing to a recovery in out-of-home activities and extreme heat in July–August 2022. Operating profit grew thanks to lower depreciation, as the company booked impairment losses for loss-making machines in Q4 FY02/22.

Outlook for 2H

The company will continue installing more of its multi-brand vending machines (which offer beverages from several different brands) to improve profitability per machine. It recorded impairment losses for loss-making machines in FY02/22, and expects this to contribute to improved earnings throughout FY02/23.

Support Services

- Sales: JPY8.9bn (+10.7% YoY)
- Operating profit: JPY279mn (+9.5% YoY)

Sales were up YoY. Business trip demand increased in travel-related services, and the company won contracts for on-site shipping operations for newly opened Aeon Mall stores. Outside the Aeon group, the company worked to expand services that were compatible with its other businesses to address outsourcing needs related to the management and operation of contracted facilities and their surroundings (e.g., operation of venues for new employee welcoming ceremonies and employee training, and operations peripheral to building maintenance). The company also acquired new contracts in China, including for operations peripheral to building management and support services for new building constructions.

Operating profit grew YoY due to higher sales and profit generated by subsidiary Aeon Compass, which operates a travel business, from posting losses previously due to the pandemic.

Outlook for 2H

The company expects higher sales and operating profit driven by an increase in the number of contracts for domestic business trips as the pandemic settles down.

Overseas business (within each segment)

- Sales: JPY15.3bn (+30.2% YoY)
- Operating profit: JPY790mn (-7.9% YoY)

Earnings of the overseas business are included in each segment. The company operates the Facilities Management, Security Services, Cleaning Services, and Support Services businesses overseas. Aeon group companies comprise roughly half of its customers.

Sales increased in China and the ASEAN region.

China

Sales grew 34.0% YoY to JPY10.6bn, benefiting from consolidation of Zhejiang Metelan Property Management, which was made a subsidiary in March 2022, and an increase in the number of contracted facilities managed by Aeon Delight Jiangsu (government facilities, offices, commercial facilities, etc.). The company won contracts for new facilities in Security Services, Cleaning Services, and Support services, and worked to capture a larger share of customer wallets.

Operating profit fell YoY due to an increase in SG&A expenses as the company hired additional personnel to strengthen governance.

The company is actively seeking out M&A and partnership opportunities to develop specialty, expand business domains, and strengthen customer base. In March 2022, it acquired a local company (Zhejiang Metelan Property Management) that manages and operates healthcare facilities under contract in Zhejiang and Jiangxi provinces. In October 2022, the company made Aeon Delight (China) an investment company, making it easier to enter into cross-industry partnerships.

ASEAN

Sales were up in all ASEAN countries in which the company operates, as the economies that had been stagnant amid the pandemic began to recover. The company made preparations to establish a head office for the ASEAN business in Malaysia to reinforce group governance and develop a new growth strategy for the region as a whole. The company's ASEAN business has governance issues, more so than the China business, and so the company dispatched personnel from Japan to address these issues and strengthen governance of the local business.

- ▶ Malaysia: Sales jumped 43.1% YoY to JPY1.0bn, and operating profit also increased YoY. Sales grew as the company secured contracts for various services including facility management, repair, and cleaning and disinfecting from existing

- ▶ Aeon Malaysia stores for which the company initially won contracts at end-FY02/22. Despite higher personnel expenses on increased headcount, profit grew supported by higher sales. Hourly wages were on an uptrend due to labor shortages caused by stricter border controls imposed on immigrants and foreign workers amid the COVID-19 pandemic, but hourly wages are gradually coming down to the pre-pandemic levels as border regulations are relaxed.
- ▶ Vietnam: Sales rose 11.3% YoY to JPY1.8bn, and operating profit was also up YoY. Aeon Mall plans to accelerate store openings in Vietnam between 2025 and 2026 in target areas, and the company accordingly is strengthening its local business structure to capture demand anticipated to arise from the new stores. The company expects results to improve in 2H, as the pandemic is winding down and Aeon Mall is opening more stores in Vietnam and Cambodia.
- ▶ Indonesia: Sales amounted to JPY2.0bn (+24.8% YoY), but the company posted an operating loss. Sales grew as the company won contracts for Aeon Mall stores, but operating profit fell into the red due to higher personnel expenses on expanded efforts to improve the work environment in compliance with the revised local labor law. The increase in personnel expenses stemming from the revised law may also affect earnings in FY02/24. Indonesia is a larger market within the ASEAN region, and the company has access to the customer base of a cleaning company it purchased in the country in 2018. It is building local infrastructure by dispatching staff from Japan with an eye toward expanding contracts with Aeon group facilities.

Key initiatives for FY02/23

In FY02/23, Aeon Delight will carry out initiatives to realize the basic policies under its medium-term management plan: “customer-oriented management,” “promotion of digital transformation (DX),” and “group management.” The company will also step up M&A efforts, both in Japan and overseas.

Customer-oriented management

A KPI for customer-oriented management is to generate 40.0% of sales outside the Aeon group in FY02/24. (This figure was 35.6% as of end-FY02/22 and 35.7% for FY02/21.) This figure rose to 36.3% as of end-1H FY02/23, thanks to contributions from Facilities Management.

In FY02/22, the company assigned account managers to key customers. This approach created a system for managing customer information centrally. By using account managers to build stronger customer relationships, the company has also increased its share of customers outside the Aeon group.

- ▶ Reorganizing and strengthening sales function: In April 2022, the company carried out structural reforms to reorganize and strengthen its sales function. It reorganized business areas covered by its total eight branch offices nationwide to better reflect and accommodate regional characteristics. It also redefined the responsibilities of each branch office position from the operation to management levels. Further, the company held training sessions for branch managers to enhance their job proficiency and awareness as a manager of each regional unit. Having reorganized its sales structure, the company aims to increase transactions with both existing and new customers, through reinforcing its account management initiatives for existing customers and making customer-centric proposals.
- ▶ Developing healthcare solutions: In this category, the company makes proposals for raising facilities’ hygiene levels. Its solutions leverage the track record and expertise the company has built up through hospital-oriented “hygienic cleaning” and New Standard Cleaning. In April 2022, the company set up an organization tasked with honing proposals. With this organization, the company intends to expand proposals to non-group customers such as hospitals and hotels, and to win new contracts.
- ▶ Developing solutions to support decarbonization: In April 2022, the company set up a dedicated team that takes an integrated approach toward helping customers decarbonize their operations. Efforts to date have focused on individual steps for shrinking a customer’s carbon footprint: installation of energy saving equipment and other energy-saving operations at individual facilities. Going forward, the company plans to expand into such areas as buying renewable energy and issuing environmental certifications.

Promotion of digital transformation

KPIs for the promotion of digital transformation (DX) are to achieve OPM of 6.0% by FY02/24, maintain ROE of 12%, introduce area management (sharing of facility management personnel between facilities located in a predetermined area) at 360 facilities, reduce the number of people assigned to specific facilities by 180, and reassign 20% of headquarters staff to front positions. As of end-1H FY02/23, OPM was 4.5%, the number of facilities under area management was 248 (+70 versus end FY02/22), and reductions in the number of people assigned to specific facilities was 141 (+26).

- ▶ Promoting use of the Aeon Delight platform: The company plans to use the platform to collect customer feedback, facility conditions, market trends in customers' industries, and external information about weather and disasters. It will use AI to analyze and process the data and efficiently share them across the service network of the company, group companies, and partner companies. In FY02/23, the company plans to raise process efficiency by promoting links between the Aeon Delight platform and various systems, and enhance the value of data by increasing the volume of information. In addition, in the sales department the company aims to make proposals from the customer's perspective. To do so, the company will utilize data from the Aeon Delight platform, as well as visualizing and sharing information about customer requests.

Group management

KPIs for group management to be achieved by FY02/24 are JPY65.0bn in sales at group companies in Japan, overseas sales accounting for more than 8% of the total, and a shift toward shared services at the finance and accounting departments of group companies in Japan. In 1H, overseas sales accounted for 10.4% of total sales, up from 7.8% at end-FY02/22. The rise in the share of overseas sales was also attributed to the depreciation of the yen.

- ▶ Promote growth of each group company in Japan by strengthening intragroup cooperation
 - ▶ Aeon Compass: In addition to handling overseas and domestic travel, the subsidiary also plans and manages events. Performance recovered as it worked to capture recovering business trip demand and demand arising from the resumption of events.
 - ▶ Building maintenance subsidiary: Building maintenance subsidiaries include Aeon Delight Connect (core subsidiary in the small and medium-sized facilities market), Hakuseisha (provides cleaning, hygiene management, security, facility management, and construction services), and Kankyouseibi (handles facility management, construction, security, cleaning management, designated manager operations). The business environment remained harsh, due to customers' postponement or brining forward of capital spending in light of changes in their operating environment, shortages and procurement delays of materials and equipment caused by the pandemic and Russia–Ukraine war, and higher initial spending for newly contracted facilities. Under these circumstances, in FY02/23, the company intends to strengthen Aeon Delight Connect's foundations by promoting cooperation, such as sharing personnel more actively, and strengthening sales at companies operating small- and medium-sized stores nationwide. The company also plans to strengthen the construction department through U-COM (designs commercial facilities and handles interior construction), which it absorbed in March 2021.
- ▶ Overseas, expand business in China and strengthen management base in the ASEAN region
 - ▶ China: The company aims to achieve organic growth by bolstering contracts for priority facilities such as medium- to high-end shopping centers, hospitals and nursing homes, and facilities in areas undergoing redevelopment. Aeon Delight also seeks to acquire and form business alliances with local companies that provide security and cleaning services for local hospitals and the factories of Japanese companies. In these ways, it aims to acquire expertise, expand its business domain, and strengthen its customer base.
 - ▶ ASEAN region: The company expects business to grow in this region in the medium to long term, due to the opening of new Aeon group stores and the expansion of Japanese companies. Aeon Delight is moving toward the establishment of an ASEAN regional headquarters to strengthen the management base and help it plan growth strategies in individual countries.

Q1 FY02/23 results

- Sales: JPY71.8bn (+0.9% YoY, +0.6% based on the previous accounting standard)
- Operating profit: JPY3.3bn (-12.0% YoY)
- Recurring profit: JPY3.3bn (-12.0% YoY)
- Net income: JPY2.2bn (-10.4% YoY)

The company adopted the Accounting Standard for Revenue Recognition (ASBJ Statement No. 29, March 31, 2020) effective from Q1 FY02/23. As a result, revenue recognition standard was changed for some of the Facilities Management, Materials and Supplies Sourcing Services, and Vending Machine Services segments. Due to the adoption of the new accounting standard, Q1 sales and cost of sales were each reduced by JPY8.4bn while operating profit, recurring profit, and pre-tax profit each increased by JPY10mn; the balance of retained earnings at the beginning of the fiscal year was reduced by JPY1.1bn.

YoY comparisons in this report have been calculated after retroactively applying the new accounting standard to FY02/22 results.

- ▶ Sales were up 0.9% YoY, due to an increase in the share of customers' wallet on the back of strengthened account management and advances made in acquiring new customers. Meanwhile, recovery was delayed in Construction Work, with the segment posting a YoY decline in sales.
- ▶ Gross profit: Gross profit was JPY9.7bn (-0.2% YoY), and GPM was 13.6% (-0.1pp YoY). In Q1 FY02/22, demand for services with relatively high GPM such as disinfectant cleaning for facilities with COVID-19 exposures increased. Q1 FY02/23 results were affected by the falloff of such demand, but any negative impact from this factor was largely offset by GPM growth in Facilities Management, Support Services, and Vending Machine Services.
- ▶ SG&A expenses: SG&A expenses were JPY6.5bn (+7.1% YoY), and the SG&A expenses ratio was 9.0% (+0.5pp YoY). The rise in SG&A expenses were attributed to upfront spending including capital expenditures as well as investments in personnel and digital transformation the company made as initially planned. External factors, such as the rising crude oil price and changes in operating environment, only had a minor impact.

Net income attributable to owners of the parent fell due to a decline in operating profit. Non-operating income/expenses (JPY18mn) and extraordinary gains/losses (JPY6mn) had only a marginal impact on earnings.

Progress versus full-year company forecast

Versus the full-year FY02/23 company forecast, Q1 sales were 23.2% (25.1% of full-year results in Q1 FY02/22, based on the previous accounting standard), operating profit 19.3% (23.7%), recurring profit 19.4% (23.8%), and net income 21.0% (23.5%). Progress rates in Q1 fell short of those in Q1 FY02/22.

Sales and earnings fell short of projections in Construction Work due to delayed business recovery, but results were in line with plan in other segments.

Initiatives aimed at achieving full-year targets

The company aims to grow sales in all segments for the full year by strengthening proposal-based sales, primarily in Construction Work where recovery is delayed.

- ▶ Energy saving proposals: The company will strengthen proposals highlighting energy-saving benefits in Construction Work. Specifically, it will make proposals that can contribute to reducing energy costs and environmental burden, including LED lighting and automatic air-conditioning control services, as well as the sale of non-CFC cases, for commercial facilities with high electricity demand, amid rising electricity and other energy costs due to soaring crude oil prices. Through these measures, the company aims to recover earnings in Construction Work.
- ▶ Proposals to meet safety and security demand: In Construction Work, the company will propose safety measures for facilities, such as the installation of U-shaped poles in parking lots of commercial facilities to prevent vehicles from crashing into stores. It will also make other proposals to enhance safety and security of facilities, aimed at preventing accidents and preparing them for a natural disaster.
- ▶ Minor repair projects: In Facility Management, Construction Work, and Cleaning Services, the company will step up efforts to make proposals for minute, detailed work (minor repairs, cleaning, etc.) besides contracted work necessary for facility maintenance and management. By focusing on making proposals related to energy savings, safety and security, compliance, and hygiene, the company aims to enhance the closing rate, or the probability of its proposals being accepted by customers. Minor repair work refers to irregular, small, detailed work for contracted facilities. While sales per project are small for the minor repair work compared with other contracted projects, many are highly profitable and orders are frequent, and hence are expected to contribute to earnings and profitability growth.

Segment trends

Sales increased YoY in the five segments other than Construction Work and Vending Machine Services, owing to an increase in the share of wallets of existing customers on strengthened account management and advances made in new customer acquisitions. Overall sales were up only 0.9% YoY, however, due to delays in earnings recovery in Construction Work.

Operating profit fell YoY, due to an increase in initial spending required for the launch of operations at newly contracted facilities in Security Services, a decline in high-margin projects in Cleaning Services, and lower sales in Construction Work.

Facilities Management

- Sales: JPY16.1bn (+4.0% YoY; +3.9% YoY based on the previous accounting standard)
- Operating profit: JPY1.4bn (+7.6% YoY)
- OPM: 8.5% (+0.3pp YoY)

Sales and profit in the segment grew owing to an increased share of customer wallets driven by growth in orders for various maintenance services and new orders for contract management.

Sales growth was attributed to orders for building maintenance work for new Aeon group stores as well as non-group facilities, and contributions from facilities contracted in 2H FY02/22 (facilities of non-Aeon group manufacturers and financial institutions). The company's share of existing customer wallets increased, in part due to its account management initiatives. It won new contracts for retailers and manufacturers that operate multiple outlets, and stores, factories, and offices of corporate customers.

- ▶ Account management: Instead of communicating with customers on a segment basis as in the past, the company now appoints account managers for key clients and centrally manages customer information. It aims to expand transaction volume by deepening its understanding of customers and various industries, and accordingly improve customer satisfaction and refer customers to other segments. To achieve this, it plans to provide services across the segments in a single package (for example, Construction Work carries out an order associated with Facilities Management), and provide the same services regardless of region to clients operating nationwide.
- ▶ In March 2021, Aeon Delight set up customer service centers at all eight branches in Japan and rolled out remote support systems. The company also installed systems and sensors at facilities under management to promote labor saving. This infrastructure enabled cost reductions through labor-saving and automation based on area management, which involves the sharing of facilities management personnel in a set area. The company first launched the area management concept with a focus on Aeon Retail stores among the several thousand facilities under contract. The company targets to have 360 area-managed facilities and reduce 180 facilities management personnel by the end of FY02/24. Progress toward these targets was largely in line with plan, with 231 facilities (versus 178 at end-FY02/22) covered by the area management scheme and facilities management personnel down by 135 (115) as of end-Q1 FY02/23

Outlook for Q2 onward

From Q2 onward, the company expects to maintain a sales growth rate comparable to that of Q1. It expects newly contracted facilities in Q1 to contribute to earnings throughout the year. OPM is also projected to improve from Q2 onward, as the effects of area management initiatives and outsourcing expense cuts become apparent.

Security Services

- Sales: JPY11.9bn (+2.5% YoY)
- Operating profit: JPY733mn (-7.9% YoY)
- OPM: 6.1% (-0.7pp YoY)

Sales increased YoY. The number of customer companies under contract increased owing to the acquisition of new contracts for new Aeon group stores as well as non-group facilities (hospitals, hotels, commercial facilities, administrative centers of financial institutions). The company's share of existing customer wallets increased supported by enhanced account management, and progress was made in new customer acquisitions. In China as well, the number of customer companies under contract grew as the company won contracts for new facilities such as commercial facilities and condominiums.

Operating profit fell YoY, as subsidiary Aeon Delight Security incurred higher initial expenses for facilities, equipment, and personnel for the launch of services at newly contracted facilities. Labor cost is rising in the security sector due to chronic worker shortages. The company continued negotiations to optimize unit prices and worked to automate systems to handle tasks such as facility entry/exit management and store opening/closing, with the aim of improving profitability.

Outlook for Q2 onward

The company expects the rate of sales growth from Q2 onward to be slightly higher than that of Q1, due to contributions from newly contracted facilities. It also expects OPM to improve, as the expenditures accompanying the launch of services

for newly contracted facilities incurred in Q1 were a one-time factor and the efforts to automate systems for facility entry/exit management and store opening/closing are expected to begin bearing fruit.

Cleaning Services

- Sales: JPY16.6bn (flat YoY)
- Operating profit: JPY1.7bn (-14.8% YoY)
- OPM: 10.1% (-1.8pp YoY)

Sales were flat YoY despite a fall in demand for disinfectant cleaning, quarantine-related cleaning, and special cleaning services which increased a year ago due to the pandemic, as recurring contracts for new facilities both in and outside the Aeon group increased. The company also worked to introduce and expand special cleaning services at customers outside the Aeon group such as New Standard Cleaning, a cleaning method to maintain a hygienic, attractive environment based on the company's own cleaning service that was previously provided to hospitals.

Operating profit was down YoY, due to lower OPM attributable to a decline in orders for high-margin cleaning and disinfectant services using alcohol.

Outlook for Q2 onward

Achieving YoY sales growth in 1H may be difficult due to the absence of special demand that boosted results a year ago, but the company expects 2H sales to expand YoY on the back of an increase in the number of new recurring contracts. OPM is expected to fall below the previous year's level.

Construction Work

- Sales: JPY10.3bn (-8.2% YoY)
- Operating profit: JPY694mn (-35.0% YoY)
- OPM: 6.7% (-2.8pp YoY)

Sales were down YoY, due to delays in some construction work caused by shortages and procurement delays of construction materials, such as parts and air conditioning equipment, against a backdrop of the COVID-19 pandemic and Russian invasion of Ukraine. Further, orders declined as some retail companies cut back on their capital spending in light of uncertainties in the external environment and soaring electricity and other costs.

Operating profit fell YoY, due to lower sales and rising raw material prices.

Outlook for Q2 onward

Some Aeon group store facilities were damaged by the earthquake that struck off the coast of Fukushima Prefecture in March 2022. The company received orders for restoration-related work, and expects to book sales for these orders in Q2 and Q3. In FY02/22 as well, there was an earthquake off the coast of Fukushima Prefecture (in February 2021), which resulted in an increase in restoration work-related sales in Q2 FY02/22. However, this year's sales from restoration work are expected to be higher YoY.

The company expects projects that were delayed in Q1 to contribute to earnings in the full-year. Further, it intends to step up efforts to offer services that can contribute to reduced electricity costs and environmental burden, including LED lighting and automatic air-conditioning control services, as well as the sale of non-CFC cases, for commercial facilities with high electricity demand, amid rising electricity costs. These measures are expected to contribute to earnings in Q3 and Q4.

On the profit front, the company is seeing an increase in material prices. It will work to reduce costs by enhancing the accuracy of its construction cost estimates and by strengthening cost negotiations. It will also strengthen efforts to acquire high-margin construction projects.

Materials and Supplies Sourcing Services

- Sales: JPY10.2bn (+3.0% YoY; +2.6% based on the previous accounting standard)
- Operating profit: JPY615mn (-6.3% YoY)
- OPM: 6.0% (-0.6pp YoY)

Sales increased YoY. The company expanded business with companies that have newly joined the Aeon group: Fuji Retailing Co., Ltd. (TSE Prime: 8278), which runs supermarkets in the Chugoku/Shikoku region, and Can Do Co., Ltd. (TSE Standard:

2698), which has a nationwide chain of 100-yen shops. With existing customers, it won orders to source new materials and supplies.

Operating profit declined on lower OPM, as the company failed to sufficiently pass on higher costs for packing and other materials caused by soaring crude oil prices and higher raw material and logistics costs to selling prices.

Outlook for Q2 onward

The company expects to maintain sales growth, supported by an increase in the number of contracts. To improve operating profit, it is negotiating with customers to pass on the increase in costs to selling prices.

Vending Machine Services

- Sales: JPY2.2bn (-0.1% YoY; -2.9% YoY based on the previous accounting standard)
- Operating profit: JPY208mn (+79.3% YoY)
- OPM: 9.5% YoY (-4.2pp YoY)

Sales were flat YoY, as recovery in demand for beverages sold by vending machines located in commercial facilities was delayed due to changes in consumer purchasing behavior brought about by the pandemic. Profit grew, however, owing to a decline in depreciation, as the company booked impairment losses for loss-making machines in Q4 FY02/22.

Outlook for Q2 onward

The company will continue installing more of its multi-brand vending machines (which offer beverages from several different brands) to improve profitability per machine. It recorded impairment losses for loss-making machines in FY02/22, and expects this to contribute to improved earnings throughout FY02/23.

Support Services

- Sales: JPY4.5bn (+8.3% YoY)
- Operating profit: JPY162mn (+36.1% YoY)
- OPM: 3.6% (+0.7pp YoY)

Sales and profit increased YoY. Business trip demand increased in travel-related services, and the company won contracts for in-facility shipping operations for newly opened Aeon Mall stores. It worked to expand services that were compatible with the company's other businesses to address outsourcing needs related to the management and operation of contracted facilities and their surroundings. The company also acquired new contracts in China.

Outlook for Q2 onward

The company expects higher sales and operating profit, based on its projection that contracts for domestic business trip will increase if the pandemic comes under control.

Overseas business (January–March 2022)

- Sales: JPY7.1bn (+26.8% YoY)
- Operating profit: JPY380mn (-9.5% YoY)

Earnings of the overseas business are included in each segment. The company operates the Facilities Management, Security Services, Cleaning Services, and Support Services businesses overseas. Aeon group companies comprise roughly half of its customers.

Sales increased in China and the ASEAN region.

China

Sales grew 34.3% YoY to JPY5.0bn while operating profit fell YoY. Orders for contracted operations declined as commercial facilities in Wuhan were temporarily closed due to the pandemic, but Aeon Delight Jiangsu secured a higher number of facility contracts (offices, commercial facilities, and government affiliated facilities). Further, the company worked to expand its share of customer wallets in the region.

Profit fell YoY due to a one-time increase in infection countermeasure-related costs due to the spread of COVID-19 in Wuhan.

The impact of lockdowns in Shanghai was limited, as the company had only a few facilities under contract in the city.

- ▶ The company is actively seeking out M&A and partnership opportunities to develop specialty, expand business domains, and strengthen customer base. In March 2022, Aeon Delight China acquired a local company (Zhejiang Metelan Property Management) that manages and operates healthcare facilities under contract in Zhejiang or Jiangxi provinces.

ASEAN

Sales in the ASEAN region as a whole grew thanks to the company's efforts to expand orders in each country it operates in. The company began preparing to establish a head office in the region, with the aims of reinforcing group governance and forming a new growth strategy for the region as a whole.

- ▶ Malaysia: Sales came to JPY450mn (+148% YoY), and operating profit also increased YoY. Sales grew as the company secured contracts for services including facility management, repairs, and cleaning and disinfecting services from existing Aeon Malaysia stores for which the company initially won contracts at end-FY02/22. Despite higher personnel expenses on increased headcount, profit grew backed by higher sales.
- ▶ Vietnam: Sales were JPY800mn (-5.7% YoY), and operating profit fell YoY. Performance deteriorated as restaurants and other facilities under contract were not able to operate normally due to the spread of COVID-19. Aeon Mall is stepping up store rollouts in Vietnam, so the company is strengthening its local sales structure. The company expects results to improve in 2H, as the pandemic is winding down and Aeon Mall is opening more stores in Vietnam and Cambodia.
- ▶ Indonesia: Sales amounted to JPY930mn (+22.3% YoY), but the company posted an operating loss. Sales grew as the company won contracts for Aeon Mall stores, but operating profit fell into the red due to higher personnel expenses on expanded efforts to improve the work environment in compliance with the revised local labor law. The increase in personnel expenses stemming from the revised law may also affect earnings in FY02/24. Indonesia is a larger market within the ASEAN region, and the company has access to the customer base of a cleaning company it purchased in the country in 2018. It is building local infrastructure by dispatching staff from Japan with an eye toward expanding contracts with Aeon group facilities.

Key initiatives for FY02/23

In FY02/23, Aeon Delight will carry out initiatives to realize the basic policies under its medium-term management plan: "customer-oriented management," "promotion of digital transformation (DX)," and "group management." The company will also step up M&A efforts, both in Japan and overseas.

Customer-oriented management

A KPI for customer-oriented management is to generate 40.0% of sales outside the Aeon group in FY02/24. (This figure was 35.6% as of end-FY02/22 and 35.7% for FY02/21.) This figure rose to 36.3% as of end-Q1 FY02/23, thanks to contributions from Facilities Management.

In FY02/22, the company assigned account managers to key customers. (Account managers are salespeople in charge of handling all transactions for a specific customer.) This approach created a system for managing customer information centrally. By using account managers to build stronger customer relationships, the company has increased its share of non-group customer wallets.

- ▶ Reorganizing and strengthening sales function: In April 2022, the company carried out structural reforms to reorganize and strengthen its sales function. It reorganized business areas covered by its total eight branch offices nationwide to better reflect and accommodate regional characteristics. It also redefined the responsibilities of each branch office position from the operation to management levels. Further, the company held training sessions for branch managers to enhance their job proficiency and awareness as a manager of each regional unit. Having reorganized its sales structure, the company aims to increase transactions with both existing and new customers, through reinforcing its account management initiatives for existing customers and making customer-centric proposals.
- ▶ Developing healthcare solutions: In this category, the company makes proposals for raising facilities' hygiene levels. Its solutions leverage the track record and expertise the company has built up through hospital-oriented "hygienic cleaning" and New Standard Cleaning. In April 2022, the company set up an organization tasked with honing proposals. With this organization, the company intends to expand proposals to non-group customers such as hospitals and hotels, and to win new contracts.

- ▶ Developing solutions to support decarbonization: In April 2022, the company set up a dedicated team that takes an integrated approach toward helping customers decarbonize their operations. Efforts to date have focused on individual steps for shrinking a customer's carbon footprint: installation of energy saving equipment and other energy-saving operations at individual facilities. Going forward, the company plans to expand into such areas as buying renewable energy and issuing environmental certifications.

Promotion of digital transformation

KPIs for the promotion of digital transformation (DX) are to achieve OPM of 6.0% by FY02/24, maintain ROE of 12%, introduce area management (sharing of facility management personnel between facilities located in a predetermined area) at 360 facilities, reduce the number of people assigned to specific facilities by 180, and reassign 20% of headquarters staff to front positions. In Q1, OPM was 4.6%, the number of facilities under area management was 231 (+53 versus end FY02/22), and the number of people assigned to specific facilities was 135 (+20).

- ▶ Promoting use of the Aeon Delight platform: The company plans to use the platform to collect customer feedback, facility conditions, market trends in customers' industries, and external information about weather and disasters. It will use AI to analyze and process the data and efficiently share them across the service network of the company, group companies, and partner companies. In FY02/23, the company plans to raise process efficiency by promoting links between the Aeon Delight platform and various systems, and enhance the value of data by increasing the volume of information. In addition, in the sales department the company aims to make proposals from the customer's perspective. To do so, the company will utilize data from the Aeon Delight platform, as well as visualizing and sharing information about customer requests.

Group management

KPIs for group management to be achieved by FY02/24 are JPY65.0bn in sales at group companies in Japan, overseas sales accounting for more than 8% of the total, and a shift toward shared services at the finance and accounting departments of group companies in Japan. In Q1, overseas sales accounted for 9.0% of total sales, up from 7.8% at end-FY02/22.

- ▶ Promote growth of each group company in Japan by strengthening intragroup cooperation
 - ▶ Aeon Compass: In addition to handling overseas and domestic travel, the subsidiary also plans and manages events. Performance recovered as it worked to capture recovering business trip demand and demand arising from the resumption of events.
 - ▶ Building maintenance subsidiary: Building maintenance subsidiaries include Aeon Delight Connect (core subsidiary in the small and medium-sized facilities market), Hakuseisha (provides cleaning, hygiene management, security, facility management, and construction services), and Kankyouseibi (handles facility management, construction, security, cleaning management, designated manager operations). The business environment remained harsh, due to customers' postponement or brining forward of capital spending in light of changes in their operating environment, shortages and procurement delays of materials and equipment caused by the pandemic and Russia-Ukraine war, and higher initial spending for newly contracted facilities. Under these circumstances, in FY02/23, the company intends to strengthen Aeon Delight Connect's foundations by promoting cooperation, such as sharing personnel more actively, and strengthening sales at companies operating small- and medium-sized stores nationwide. The company also plans to strengthen the construction department through U-COM (designs commercial facilities and handles interior construction), which it absorbed in March 2021.
- ▶ Overseas, expand business in China and strengthen management base in the ASEAN region
 - ▶ China: The company aims to achieve organic growth by bolstering contracts for priority facilities such as medium- to high-end shopping centers, hospitals and nursing homes, and facilities in areas undergoing redevelopment. Aeon Delight also seeks to acquire and form business alliances with local companies that provide security and cleaning services for local hospitals and the factories of Japanese companies. In these ways, it aims to acquire expertise, expand its business domain, and strengthen its customer base.
 - ▶ ASEAN region: The company expects business to grow in this region in the medium to long term, due to the opening of new Aeon group stores and the expansion of Japanese companies. Aeon Delight is moving toward the establishment of an ASEAN regional headquarters to strengthen the management base and help it plan growth strategies in individual countries.

News and topics

Acquisition of shares in askmaintenance

2023-03-28

Aeon Delight Co., Ltd. announced the acquisition of shares in askmaintenance Co., Ltd.

At a meeting held on March 28, 2023, the company's Board of Directors resolved to acquire all shares of askmaintenance, thereby converting it into a subsidiary. The effect of this acquisition on the company's future performance is expected to be minimal.

Purpose of share acquisition

The conversion of askmaintenance into a consolidated subsidiary will accelerate the formation of a regional economic zone for facility management in Japan's Kyushu area. As an operator of cleaning, facility management, condominium management, and construction businesses in the Kyushu area, askmaintenance provides services to commercial facilities, hospitals, government properties, and various other types of establishments, and has garnered a particularly strong reputation for its cleaning services.

askmaintenance has been providing services to commercial facilities for some time and has also maintained a collaborative relationship with Aeon Delight, targeting improvement in technologies and quality through participation in contests sponsored by the company and other activities. Given this history, the company will convert askmaintenance into a subsidiary in an effort to expand its business base in Kyushu and further improve quality.

Overview of askmaintenance

- Location: 5-4-6 Tamukae, Minami-ku, Kumamoto, Kumamoto Prefecture
- Representative: Kiyooki Inoue, president and representative director
- Date of establishment: February 1974
- Major shareholder: Kiyooki Inoue (stake: 100%)

Schedule

- March 28, 2023: Board of Directors resolution, conclusion of share transfer agreement
- April 27, 2023 (tentative date): Execution of share transfer

Planned reorganization

2023-02-21

Aeon Delight Co., Ltd. made an announcement regarding planned reorganization.

The company will conduct reorganization on March 1, 2023, to enhance the effectiveness of various initiatives, including the promotion of digital transformation (DX), strengthening of the group management structure, promotion of environmental, social, and governance (ESG) management, expansion into growth markets, and enhancement of its human resources strategy.

Details of reorganization

▶ Under director control of president

- Eliminate COO for domestic group companies
- Establish Affiliated Companies Department
- Change name of managing director responsible for group strategy and ESG to managing director responsible for group strategy
- Change name of Office of the President to Office of the President and ESG Promotion and transfer to direct control of the president
- Change name of Group Personnel, General Affairs and IT Department to Group Personnel and General Affairs Department
- Establish Group Recruiting and Training Department

- ▶ Under officer in charge of Marketing DX
 - Establish IT Department
 - Eliminate Regional Offices Department
 - Change name of Business Promotion Division to Business Strategy Division
 - Eliminate Partner Relations Division and transfer functions to Quality Control Department
 - Transfer DX Promotion Division from under Marketing Department
 - Transfer IT Infrastructure Division from under Group Personnel and General Affairs Department

- ▶ Under Affiliated Companies Department
 - Transfer Affiliated Companies Division from under control of COO for domestic group companies
 - Establish International Division

- ▶ Under Group Control Department
 - Combine Parent Company Management Division and Consolidated Management Division and transfer to Group Control Division

- ▶ Under Group Recruiting and Training Department
 - Transfer Recruiting and Training Division from under control of Group Personnel and General Affairs Department

Plans for stock grants to employees via employee shareholding association

2022-12-26

Aeon Delight Co., Ltd. announced plans to make stock grants to employees via its employee shareholding association.

In commemoration of the 50-year anniversary of the company's founding, Aeon Delight decided to make stock grants to its employees and the employees of its domestic subsidiaries via its employee shareholding association (hereinafter, the program).

Purpose of the program

On the 50-year anniversary of its founding, the company is looking to increase the awareness of all employees of the importance of their individual contributions to the running of its business by offering them the opportunity to acquire shares in the company.

This follows the share buybacks the company has been engaged in since October 2022 as a way of making additional returns to shareholders. With employees being an important stakeholder in the company, the program offering each an opportunity to acquire the company's stock is aimed at boosting employee loyalty and commitment to growing earnings going forward.

Employee share grants under the program

In commemoration of the 50-year anniversary of its founding, the company plans an incentive award in the form of 30 shares of its common stock to members of its employee shareholding association, described below. The stock grant will be included in the company's budget for FY2023.

- Name: Aeon Delight Employee Stockholding Association
- Address: 1-1-1 Kandanishiki-cho, Chiyoda-ku, Tokyo
- Association chairman: Shigeki Higashi
- Number of Aeon Delight shares held: 527,000 (as of August 31, 2022)
- Ownership stake in Aeon Delight: 1.05% (of shares outstanding)

Aeon Delight awarded Excellent Facility Management Award

2022-12-15

Aeon Delight Co., Ltd. announced that it had been named as the recipient of Excellent Facility Management Award at the 17th Japan Facility Management Awards.

Sponsored by the Japan Facility Management Association, the award is made to companies and organizations in recognition of excellence in facility management. In its naming of Aeon Delight as the recipient of Excellent Facility Management Award, the association cited in particular the DX-inspired layout of the new head office building into which the company had moved in August 2021.

Release of Aeon Delight Integrated Report 2022

2022-11-04

On November 2, 2022, Aeon Delight Co., Ltd. announced the release of Aeon Delight Integrated Report 2022.

The report provides information on the progress of the company's medium-term plan for 2021–2023, the history of the company on its 50th anniversary, and the results of scenario analysis per recommendations from the Task Force on Climate-Related Financial Disclosures (TCFD).

Aeon Delight Integrated Report 2022 can be viewed [here](#) (Japanese only).

Decision on acquisition of treasury stock and commencement of collaboration with Kao Professional Services

2022-10-05

On October 4, 2022, Aeon Delight Co., Ltd. announced that the Board of Directors had resolved at a meeting held on the same day to undertake the repurchase of treasury stock.

Reason for acquisition of treasury stock

To improve capital efficiency through implementing a flexible capital policy in response to changes in the business environment and to enhance shareholder returns.

Details relating to the acquisition of treasury stock

- Type of shares to be acquired: Common stock of the company
- Total number of shares to be acquired: 1,500,000 shares (maximum; 3.00% of shares outstanding, excluding treasury stock)
- Total value of shares to be acquired: JPY5.3bn (maximum)
- Period of acquisition: October 5, 2022 to October 4, 2023
- Method of acquisition: Market purchases on the Tokyo Stock Exchange based on discretionary agreements
- Other: Shares acquired as part of this transaction will be cancelled by a resolution of the Board of Directors in accordance with Article 178 of the Companies Act.

On the same day, the company announced the start of a collaboration with Kao Professional Services Co., Ltd. to develop a new service, the Infectious Disease Risk Assessment Service, to support companies and organizations in the prevention of infectious diseases. Kao Professional Services provides hygiene management services for businesses in Japan.

Kao Professional Services will utilize its knowledge of assessment methods developed through its hygiene management business. Aeon Delight will leverage its expertise and service development capabilities accumulated through the provision of cleaning methods to its customers. The two companies aim to develop a new service to assess hygiene risks and provide solutions based on behavioral analysis in various situations, including public spaces and living areas.

Expansion of scope of Eco Mark certification for Cleaning Services

2022-10-03

On September 30, 2022, Aeon Delight Co., Ltd. announced that, as of September 29, 2022, the scope of certification for Eco Mark Product Category No. 510 "Cleaning Services Version 1.0" (Eco Mark Cleaning Services), which is certified by the Japan Environment Association, has been expanded to 440 commercial facilities.

The Eco Mark is an environmental label certified by the Japan Environment Association for products and services that are acknowledged as having a lower environmental impact throughout their life cycle—from production through disposal—and as contributing to environmental conservation. Eco Mark Cleaning Services covers cleaning services for specified buildings as stipulated in the Act on Maintenance of Sanitation in Buildings, and is certified based on criteria for environmental considerations for materials and equipment used, waste disposal, and overall operations, and cleaning quality standards.

Upon the initial certification in January 2022, 46 commercial facilities for which the company provided cleaning services were covered. With the expansion of scope, 394 commercial facilities for which partner companies provide cleaning services are now covered under the certification.

Based on the partnership building declaration unveiled in March 2022, the company has extended the environmental impact reduction initiative to its partners. Aeon Delight aims to improve the quality of operations and achieve coexistence and co-prosperity by sharing the social significance of Eco Mark certification criteria and initiatives with its partner companies.

The company aims to expand Eco Mark Cleaning Services to around 2,000 facilities by FY02/26. This includes commercial facilities, offices, hotels, and factories.

Change of trade name and corporate form (to investment company) of Chinese subsidiary, and capital increase

2022-07-27

On July 26, 2022, Aeon Delight Co., Ltd. announced that it would change the name of a subsidiary in China and convert it into an investment company.

The company held a board meeting today and decided to change the name of Aeon Delight (China) Co., Ltd. (AD China), a consolidated subsidiary, and convert it into an investment company. The parent company also decided to raise the subsidiary's capital. The move comes as the company seeks to strengthen its customer-oriented group management structure and achieve further growth in China.

Objective of the change

The company will seek to achieve further growth in China by accelerating business expansion throughout the country. The company will aggressively acquire facility management companies that have operations in various regions and purchase companies in different industries to enter new business domains. The company will change the name of AD China to Aeon Delight (China) Investment Holdings Co., Ltd. (planned) and convert it into an investment company so that it can engage in wide-ranging operations. The company will also raise the subsidiary's capital as it aggressively acquires new businesses.

Outlook

Aeon Delight targets FY2025 revenue of JPY60.0bn (versus JPY17.0bn in FY02/22) for its China business. The figure breaks down as JPY40.0bn from organic growth and JPY20.0bn from acquisitions. The company aims to invest in local companies operating in the fields where its expertise lies, including facility management, energy and environment, and automobile parking.

Launch of DX Education Program for about 500 employees

2022-07-22

On July 21, 2022, Aeon Delight Co., Ltd. announced the launch of a DX Education Program for approximately 500 employees.

As of July 2022, Aeon Delight launched a DX Education Program for approximately 500 employees in their 20s, to develop human resources to take responsibility for the next-generation facility management industry.

The program is the first phase of developing digital transformation (DX) human resources, and participation is required of full-time employees under the age of 30 who are in their second year of employment or later. During the program, participants will learn the basics of DX through video-based e-learning. Taking the IT Passport certification examination after completion of the program is also part of the curriculum. In the future, Aeon Delight plans to train leaders to spearhead DX promotion by conducting ongoing education for those who have acquired the IT Passport.

Profile

Company Name

Aeon Delight Co., Ltd.

Phone

03-4360-3558

Established

1972-11-16

Head Office

Teitokanda Building. 1-1-1 Kandanishiki-cho, Chiyoda-ku, Tokyo, Japan 101-0054

Listed On

Tokyo Stock Exchange, Prime Market

Exchange Listing

1995-09-29

Fiscal Year-End

Feb

About Shared Research Inc.

We offer corporate clients comprehensive report coverage, a service that allows them to better inform investors and other stakeholders by presenting a continuously updated third-party view of business fundamentals, independent of investment biases. Shared Research can be found on the web at <https://sharedresearch.jp>.

Contact Details

Company name

Shared Research Inc.

Phone

+81 (0)3 5834-8787

Address

2-6-10 Kanda-Sarugakucho Chiyoda-ku Tokyo, Japan

Email

info@sharedresearch.jp

Website

<https://sharedresearch.jp>

Disclaimer

This document is provided for informational purposes only. No investment opinion or advice is provided, intended, or solicited. Shared Research Inc. offers no warranty, either expressed or implied, regarding the veracity of data or interpretations of data included in this report. We shall not be held responsible for any damage caused by the use of this report. The copyright of this report and the rights regarding the creation and exploitation of the derivative work of this and other Shared Research Reports belong to Shared Research. This report may be reproduced or modified for personal use; distribution, transfer, or other uses of this report are strictly prohibited and a violation of the copyright of this report. Our officers and employees may currently, or in the future, have a position in securities of the companies mentioned in this report, which may affect this report's objectivity.

Japanese Financial Instruments and Exchange Law (FIEL) Disclaimer: The report has been prepared by Shared Research under a contract with the company described in this report ("the company"). Opinions and views presented are ours where so stated. Such opinions and views attributed to the company are interpretations made by Shared Research. We represent that if this report is deemed to include an opinion from us that could influence investment decisions in the company, such an opinion may be in exchange for consideration or promise of consideration from the company to Shared Research.